





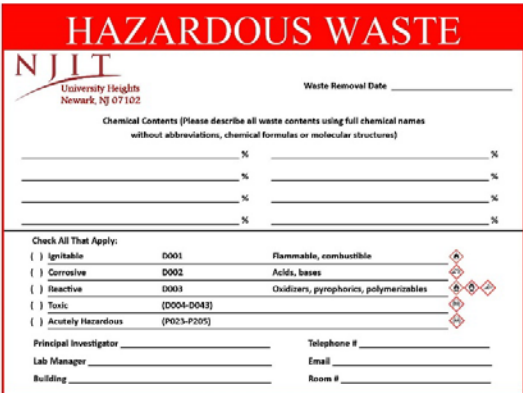


Waste Type	Solid Waste		Liquid Waste		
<p>Waste Type and Examples</p>	 <p>Large and small containers of fine chemicals (such as magnesium sulfate, sodium bicarbonate, sodium sulfate, etc.), solids (such as silica gel), pharmaceuticals, salts, buffers, standards, reagents, and others (Soils & other loose materials)</p>		 <p>Liquid chemicals in original containers with manufacture's label</p> <p>Acids, Bases, Mixed corrosives, Non-solvents (oxidizers, others)</p> <p>Solvent streams should be separated: Halogenated solvents (any organic chemical that contains F, Cl, Br, or I: Chloroform, bromophenol blue, etc.), Non-halogenated Solvents (Acetone, Toluene, Xylene, etc.) Heavy metals solvent (arsenic, barium, cadmium, etc.) – Oil-based paint solvents</p>		
<p>Container</p>	<p>Chemicals in original containers with manufacture's label - Leave the label intact and write the words "Hazardous Waste" on the label and/or container.</p> <p>For containers, pails, drums, etc. provided by NJIT EHS, or other containers re-used by the laboratory – Apply the NJIT Hazardous Waste Label.</p> <p>Always ensure that container being used is compatible with the waste material being placed within it.</p>	<p>Plastic container, pail or drum</p> 	<p>Chemicals in original containers with manufacture's label - Leave the label intact and write the words "Hazardous Waste" on the label and/or container.</p> <p>For containers, pails, drums, etc. provided by NJIT EHS, or other containers re-used by the laboratory – Apply the NJIT Hazardous Waste Label.</p> <p>Always ensure that container being used is compatible with the waste material being placed within it.</p>	<p>Plastic pail or drum</p> 	<p>Plastic pail or drum</p>  <p>Steel drum</p> 
<p>Labeling</p>	<p>Apply the Hazardous Waste label to the container when you begin to fill it. Please do not label empty containers. Fill the label out completely. Write down the full name of all the chemical components and the approximate percentage of each substance. Total should equal 100%. Do not use abbreviations, chemical formulas, or molecular structures. Please complete all necessary information including laboratory contact information. The label is dated when EHS is contacted to remove the waste.</p> 				
<p>Disposal</p>	<p>Place in waste accumulation area with similar or compatible waste types using secondary container when required.</p> <p>Contact EHS for Disposal. E-Mail Completed Waste Pick Up Request to: healthandsafety@njit.edu Call 973-596-3059 with Questions</p>				