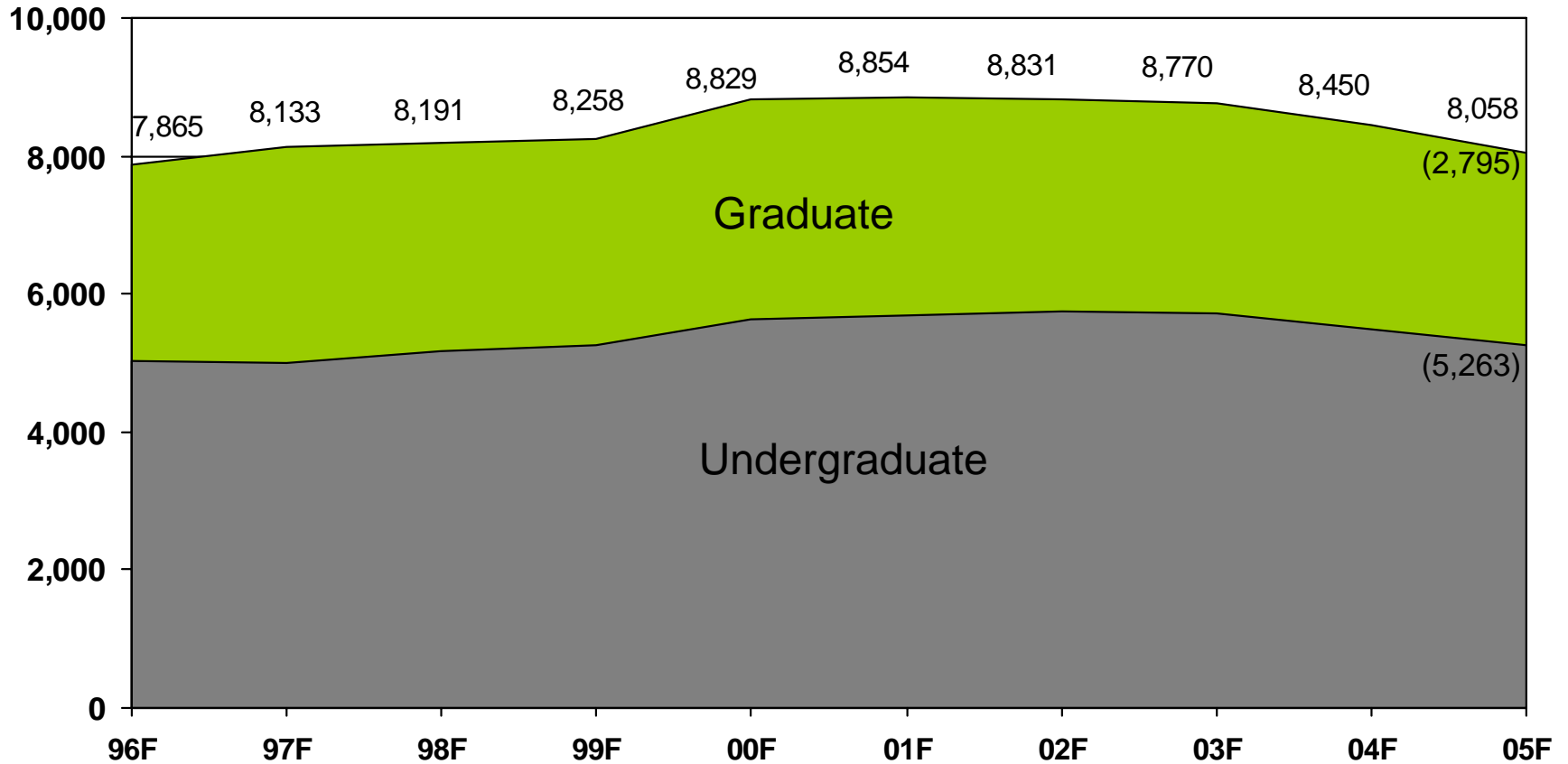


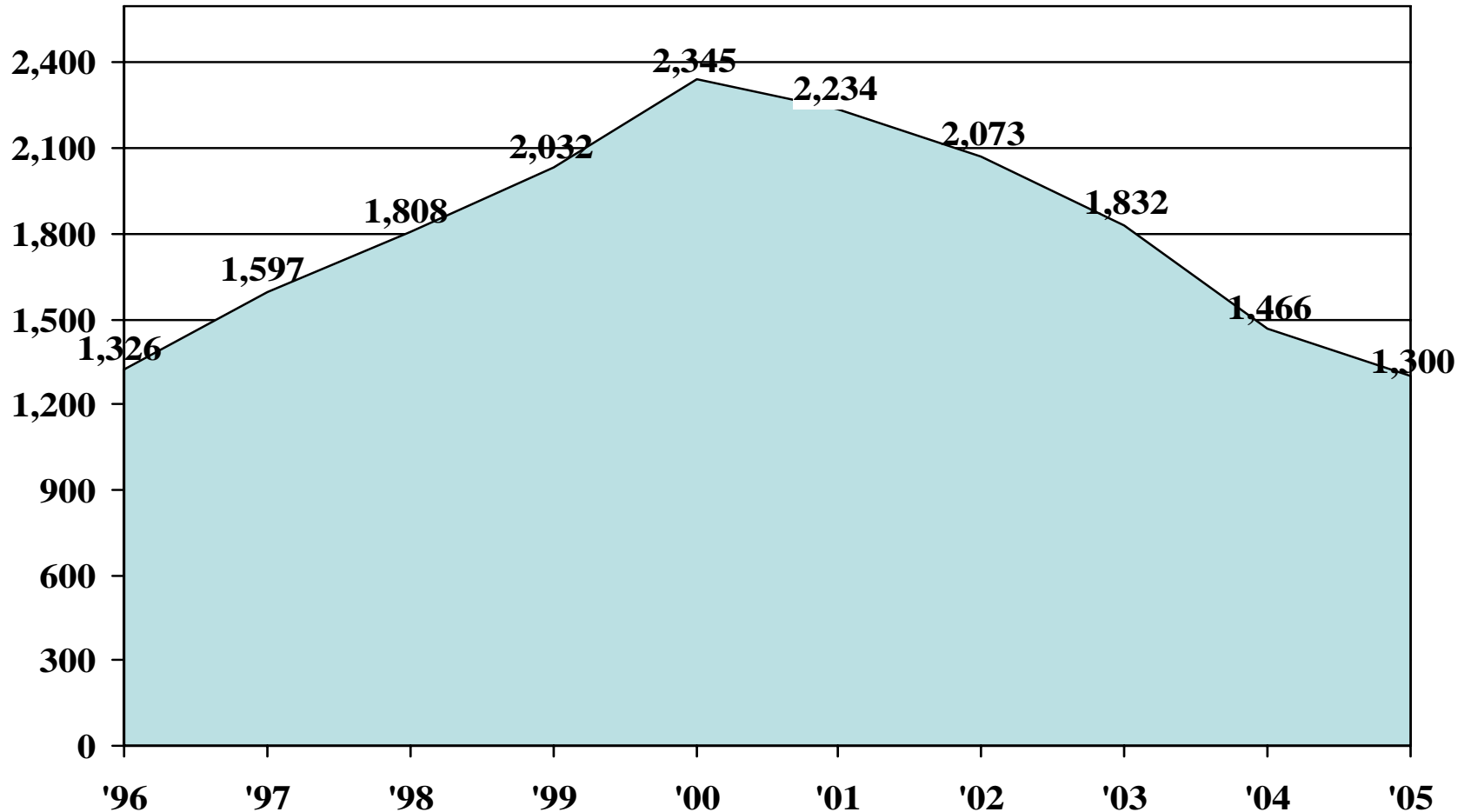
## **Student Enrollment Background**

1. Over the past decade NJIT enrollment grew from 7,865 (Fall 1996) to 8,854 (Fall 2001) and has since declined to 8,058 (Fall 2005).
2. The appreciation and subsequent decline was the result of 3 major factors:
  - Computer Science
  - Graduate Enrollment
  - Mt. Laurel enrollment

# Total Enrollment Fall, 1996-2005



# College of Computing Sciences Enrollment 1996-2005



# Spring 2006 Enrollment

College/Program	Spring '05	Spring '06	Delta
SOA	725	754	29 (4.0%)
CCS	1,300	1,112	-188 (-14.5)
CSLA	525	564	39 (7.5)
NCE	3,430	3,446	16 (0.47)
SOM	557	572	15 (2.7)
IT	427	364	-63 (-14.8)
MATERIAL SCI.	33	37	4 (12.1)
NON-MATRICES	587	582	-5 (-0.9)
<b>TOTALS</b>	<b>7,615</b>	<b>7,431</b>	<b>-184 (-2.4)</b>

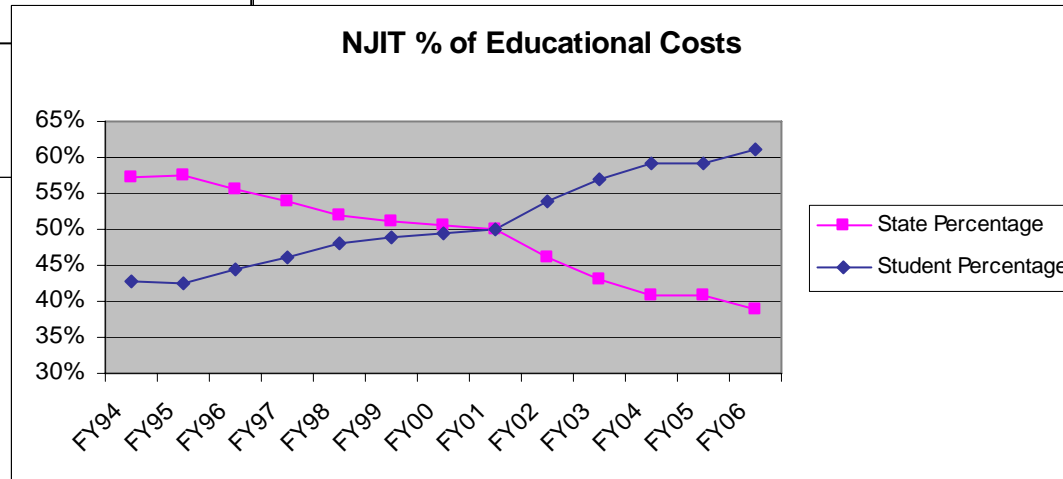
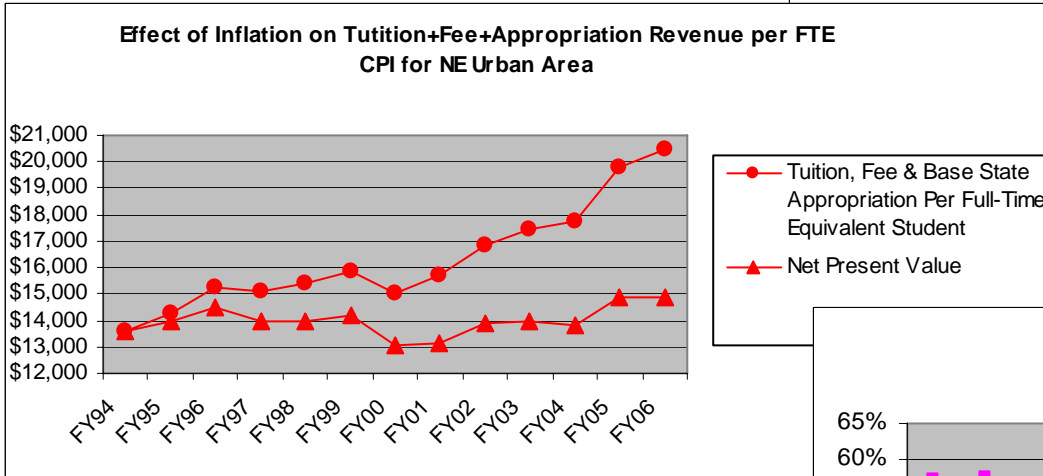
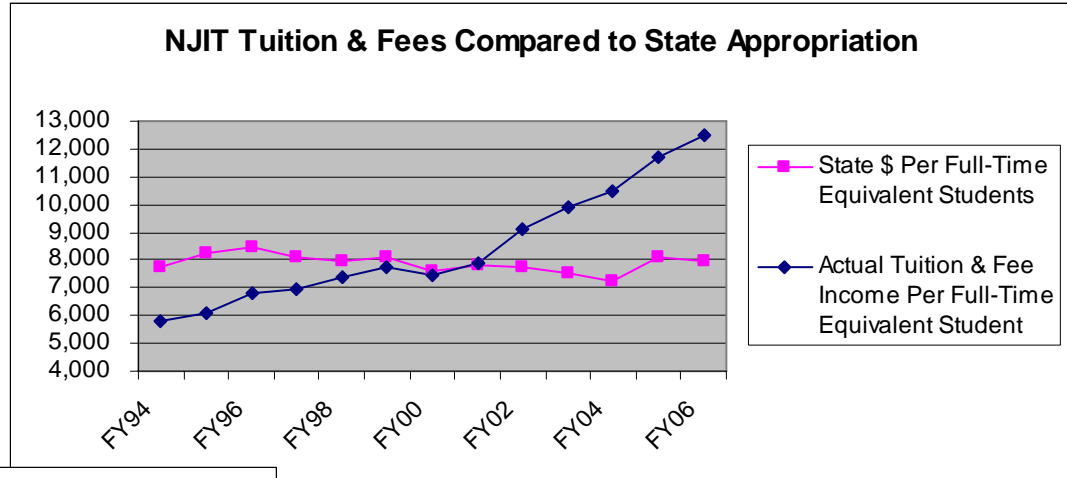
# Spring 2006 Enrollment Decline

## Major Factors

1. Continuing decline in Computer Science, 188 fewer students as compared to Spring '05.
2. Continuing accelerated graduation rate, 701 January, 2005 Graduates as compared to 775 January, 2006 Graduates.
3. Continuing decline in Rutgers-N students enrolled in NJIT courses.

## Fall 2006 Enrollment Applications (as of 2/3/06)

<b>LEVEL</b>	<b>FALL '05</b>	<b>FALL '06</b>	<b>DELTA</b>	<b>FALL '06 Goal</b>
FTFTF	1,865	2,077	212 (11.4%)	2,820
TRANSFERS	288	258	-30 (-10.4)	1,100
GRADUATE	1,704	2,206	502 (29.5)	4,235
<b>TOTALS</b>	<b>3,857</b>	<b>4,541</b>	<b>684 (17.7)</b>	<b>8,155</b>



<b>FY06 Preliminary (Very!) Adjustments</b>		
Item	Amount (\$000's)	Approx Remaining Balance
Salary Program	-\$175	\$500
Vacancy Pools		
Provost	-\$200	\$286
VP Student Services	-\$100	\$46
Sr. VP Administration	-\$75	\$280
Unit Budget Reserves	\$0	\$272
Strategic Plan-defer to FY07	-\$700	\$273
Stipend/Tuition Grant Match	-\$250	\$368
Start-up Budget Reserve	-\$150	\$87
<b>Total</b>	<b>-\$1,650</b>	<b>\$2,112</b>
Adjustment Needed	-\$1,417	
Net to Reserve	\$233	\$1,300