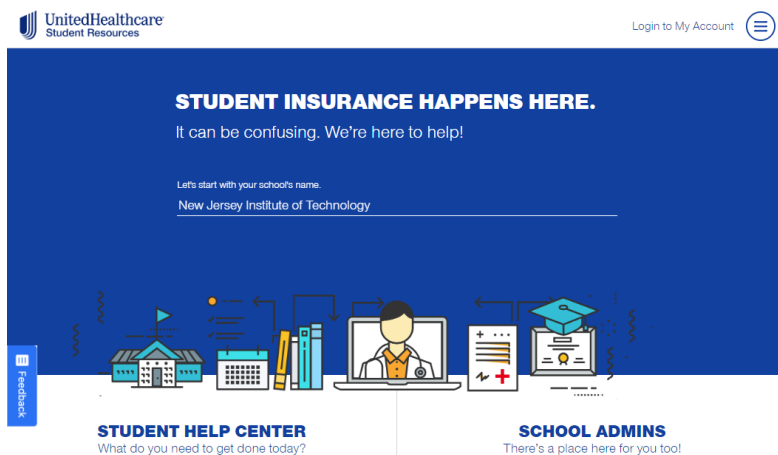
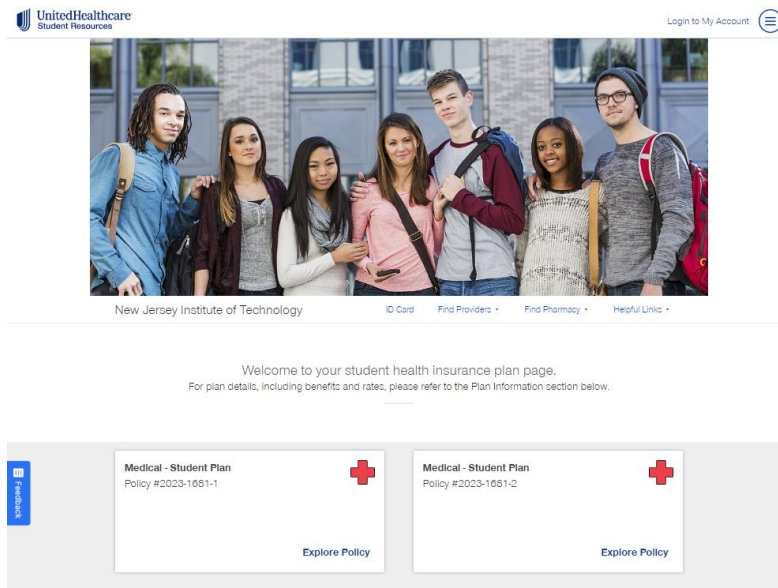


UNITED HEALTHCARE PART-TIME DIRECT PURCHASE INSTRUCTIONS

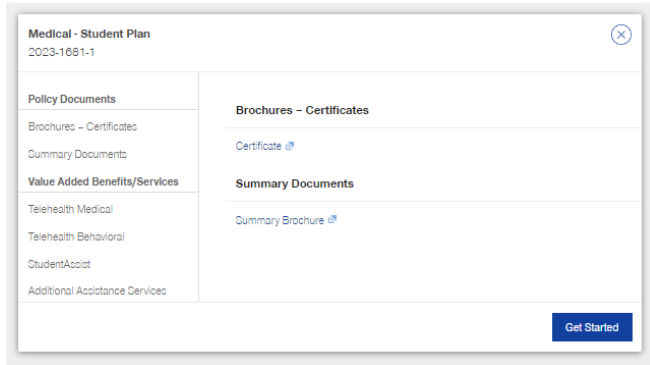
1. Launch United Healthcare Website to access form: <https://www.uhcsr.com/> and type New Jersey Institute of Technology



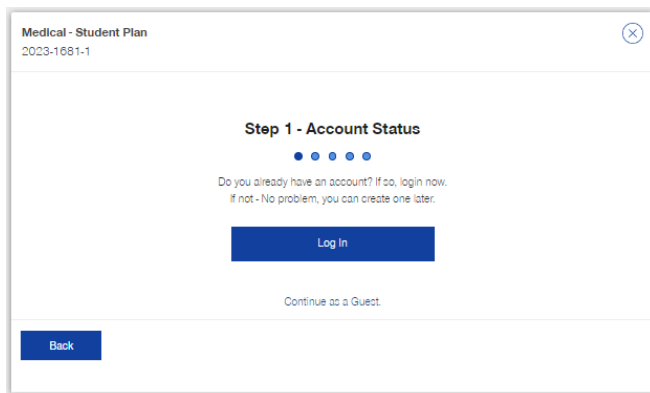
2. On the Welcome page under the policy dialogue box, select “Explore Policy”



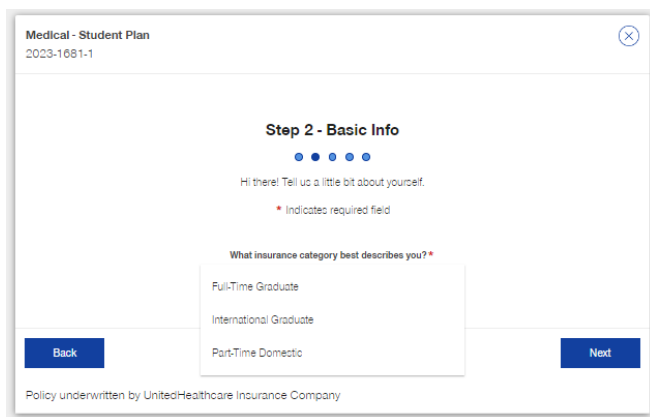
3. On the policy page select “Get Started”



4. In the next window, select “Continue as Guest”



5. In Step 2, please answer the question “What insurance category best describes you?” by selecting “Part-Time Domestic”



6. Complete your zip code and select the “I have read all applicable plan documents” then click on “Next”

The screenshot shows a web form titled "Medical - Student Plan" with the ID "2023-1681-1". The form is at "Step 2 - Basic Info", which is the second of five steps. It includes a greeting "Hi there! Tell us a little bit about yourself." and a note that red asterisks indicate required fields. The form contains a dropdown menu for "What insurance category best describes you?" with "Part-Time Domestic" selected, and a text input field for "Zip Code". At the bottom, there is a checkbox labeled "I have read all applicable plan documents." and two buttons: "Back" and "Next". A footer note states "Policy underwritten by UnitedHealthcare Insurance Company".

7. Please complete the forms by entering your information.