



Date: 5/7/2021

To: Mitchell Gayer

From: David Ekstrand
Kadeem Hill
Veronica Kero, CIH, P.E.

Re: **(NJIT NEWARK CAMPUS WASTEWATER DISCHARGE SARS-CoV-2 SAMPLING & PCR ANALYSIS) WEEKLY DATA SUMMARY FOR 5/3/2021-5/5/2021** {Omega Project #: 21-1020}

Attachment(s):

- *Results Summary Trends*
- *Prestige EnviroMicrobiology Laboratory Analysis Reports for samples collected 5/3-5/5/2021*

Project Overview:

In order to proactively predict potential escalation of COVID-19 cases in occupied campus dormitory buildings, 24-hour composite wastewater (WW) discharge sampling is being performed, followed by 3rd party laboratory analysis in accordance with the published method cited on the attached laboratory analysis report using the approved CDC EUA Kit.

Weekly Data Summary:

WW Discharge Sampling Location	24-hr Sampling Date Range	2019-nCoV (N1 Protein)	Cycle Threshold Value ³ (N1 Protein)	2019-nCoV (N2 Protein)	Cycle Threshold Value ³ (N2 Protein)	Conc. (Copies of RNA/mL)
Oak-16	5/3/21-5/4/21	Positive	31.75	Positive	32.82	160
Greek Honors-16	5/3/21-5/4/21	Positive	37.25	Positive	38.01	10
Laurel M-16	5/3/21-5/4/21	ND	ND	ND	ND	NA
Laurel E-16	5/3/21-5/4/21	ND	ND	ND	ND	NA
Cypress-16	5/4/21-5/5/21	ND	ND	ND	ND	NA
Redwood-15	5/4/21-5/5/21	ND	ND	ND	ND	NA
Honors Only	5/4/21-5/5/21	Not Tested	-	-	-	-

Local Trending:

According to *covidactnow.org* online database for Essex County:

Active or imminent outbreak.

Essex County is either actively experiencing an outbreak or is at extreme risk. COVID cases are exponentially growing and/or Essex County's COVID preparedness is significantly below international standards.

Essex Infection Rate 4/27 (most recent data): 0.66% (decreasing)

Essex Positivity Rate 5/3 (most recent data): 5.1% (decreasing)

Essex Daily New Cases Per 100k (as of 4/28): 16.3 (decreasing)

Essex Vaccinated (1st Shot): 44.3% (increasing)

Essex Vaccinated (2nd Shot): 31.3% (increasing)

Discussion of CT Score

The cycle threshold (Ct) refers to the number of cycles in an RT-PCR assay needed to amplify viral RNA to reach a detectable level. The Ct value can thus indicate the relative viral RNA level in a specimen (with lower Ct values reflective of higher viral levels).

Since the assessment of COVID-19 in sewers is an ongoing developing project the following is intended as a guideline only.

Omega Recommendations:

(Table updated 1/25/21)

CT Value	RNA/mL	Occupant Risk	Recommendation
>40	<2	None Detected – No Risk identified above normal for the surrounding area.	No Action
39.99 – 34.68	2 – 20	Low	Voluntary COVID-19 Testing for occupants
34.67 – 31.26	20 – 200	Moderate	Non-Voluntary COVID-19 testing for all dorm occupants.
31.25 – 28.94	200 – 1,999	High	Non-Voluntary COVID-19 testing for all dorm occupants. Occupant isolation until test results are received.
28.93 – <25.07	2,000- >20,000	Very High	Occupant isolation for a minimum of a week. Non-Voluntary COVID-19 testing for all dorm occupants at the start and end of the week

Please note, there is an inverse relationship between CT values and RNA/L.

Summary

- Positive results in Oak and Greek Honors indicate the presence of infected occupants on the dates of sampling (5/3-5/4/21).

Trending

- Laurel-Extension, Laurel-Main and Cypress continue to be ND.
- Redwood has decreased to ND.

Recommendations

Depending upon NJIT policies Omega recommends:

- For confirmed cases, students should be removed from shared rooms and quarantined in single rooms
- Encourage adherence to standard precautions (mask, social distancing, and personal hygiene).
- Discourage unnecessary social interactions both in the building and elsewhere on campus until negative test results are received.
- Consider installing a temperature checking camera at residence halls entrances and requiring students to undergo a temperature check before entering the building.

⁽¹⁾ Current information indicates that wastewater testing may reveal the presence of Covid-19 4 or 5 days prior to clinical tests or the development of symptoms. If feasible, NJIT may want to encourage occupants to take two tests, approximately 4 days apart.

Results Summary Table 2021

Week Ending	Cypress					Greek/Honors Combined					Honors Only					Laurel-Extension					Laurel-Main					Oak					Redwood				
	2019-nCoV (N1)	CTV* (N1)	2019-nCoV (N2)	CTV* (N2)	RNA/ mL	2019-nCoV (N1)	CTV* (N1)	2019-nCoV (N2)	CTV* (N2)	RNA/ mL	2019-nCoV (N1)	CTV* (N1)	2019-nCoV (N2)	CTV* (N2)	RNA/ mL	2019-nCoV (N1)	CTV* (N1)	2019-nCoV (N2)	CTV* (N2)	RNA/ mL	2019-nCoV (N1)	CTV* (N1)	2019-nCoV (N2)	CTV* (N2)	RNA/ mL	2019-nCoV (N1)	CTV* (N1)	2019-nCoV (N2)	CTV* (N2)	RNA/ mL	2019-nCoV (N1)	CTV* (N1)	2019-nCoV (N2)	CTV* (N2)	RNA/ mL
1/18-1/20	ND	ND	ND	ND	NA	Positive	34.80	Positive	35.96	11	---	---	---	---	---	Positive	31.48	Positive	32.31	150	ND	ND	ND	ND	NA	ND	ND	ND	ND	NA	---	---	---	---	---
1/25-1/27	Positive	30.85	Positive	31.06	370	Positive	37.82	Positive	37.48	3.3	ND	ND	ND	ND	NA	Positive	32.83	Positive	32.01	270	Positive	38.17	Positive	38.73	2.7	ND	ND	ND	ND	NA	ND	ND	ND	ND	NA
2/3-2/4	Positive	32.09	Positive	32.37	140	Positive	28.54	Positive	28.83	2,300	ND	ND	ND	ND	NA	ND	ND	ND	ND	NA	ND	ND	ND	ND	NA	ND	ND	ND	ND	NA	ND	ND	ND	ND	NA
2/8-2/9	ND	ND	ND	ND	NA	Positive	32.57	Positive	32.70	110	ND	ND	ND	ND	NA	ND	ND	ND	ND	NA	ND	ND	ND	ND	NA	ND	ND	ND	ND	NA	Positive	33.14	Positive	33.58	90
2/15-2/17	Positive	34.87	Positive	35.55	21	Positive	38.51	Positive	38.96	2	ND	ND	ND	ND	NA	Positive	35.42	Positive	36.02	17	Positive	38.41	Positive	38.89	2	ND	ND	ND	ND	NA	Positive	32.15	Positive	32.59	180
2/22-2/23	Positive	29.32	Positive	30.12	1,300	Positive	29.93	Positive	30.82	820	ND	ND	ND	ND	NA	ND	ND	ND	ND	NA	Positive	35.82	Positive	36.66	17	ND	ND	ND	ND	NA	Positive	30.67	Positive	31.64	470
3/1-3/2	Positive	33.32	Positive	34.04	96	Positive	38.02	Positive	38.62	5	ND	ND	ND	ND	NA	ND	ND	ND	ND	NA	Positive	37.91	Positive	38.25	6	ND	ND	ND	ND	NA	Positive	29.92	Positive	30.85	800
3/8-3/12	ND	ND	ND	ND	NA	ND	ND	ND	ND	NA	ND	ND	ND	ND	NA	ND	ND	ND	ND	NA	ND	ND	ND	ND	NA	ND	ND	ND	ND	NA	Positive	29.78	Positive	30.72	1,000
3/15-3/17	ND	ND	ND	ND	NA	ND	ND	ND	ND	NA	---	---	---	---	---	ND	ND	ND	ND	NA	ND	ND	ND	ND	NA	ND	ND	ND	ND	NA	Positive	34.77	Positive	35.70	36
3/22-3/23	ND	ND	ND	ND	NA	ND	ND	ND	ND	NA	---	---	---	---	---	ND	ND	ND	ND	NA	ND	ND	ND	ND	NA	ND	ND	ND	ND	NA	ND	ND	ND	ND	NA
3/29-3/30	Positive	34.49	Positive	35.51	21	ND	ND	ND	ND	NA	---	---	---	---	---	Positive	34.33	Positive	35.38	24	Positive	36.07	Positive	37.45	10	ND	ND	ND	ND	NA	Positive	32.31	Positive	32.32	230
4/5-4/6	Positive	38.17	Positive	39.24	2.6	ND	ND	ND	ND	NA	---	---	---	---	---	ND	ND	ND	ND	NA	ND	ND	ND	ND	NA	ND	ND	ND	ND	NA	Positive	30.45	Positive	30.36	840
4/12-4/13	ND	ND	ND	ND	NA	Positive	33.59	Positive	34.11	50	---	---	---	---	---	ND	ND	ND	ND	NA	Positive	27.84	Positive	28.58	3,600	ND	ND	ND	ND	NA	Positive	34.81	Positive	34.56	26
4/19-4/20	ND	ND	ND	ND	NA	Positive	35.59	Positive	36.21	27	---	---	---	---	---	ND	ND	ND	ND	NA	Positive	37.34	Positive	37.92	14	Positive	37.01	Positive	37.39	18	Positive	31.02	Positive	31.57	330
4/26-4/27	ND	ND	ND	ND	NA	ND	ND	ND	ND	NA	---	---	---	---	---	ND	ND	ND	ND	NA	ND	ND	ND	ND	NA	ND	ND	ND	ND	NA	Positive	30.93	Positive	31.56	300
5/3-5/5	ND	ND	ND	ND	NA	Positive	37.25	Positive	38.01	10	---	---	---	---	---	ND	ND	ND	ND	NA	ND	ND	ND	ND	NA	Positive	31.75	Positive	32.82	160	ND	ND	ND	ND	NA

Note: CTV score *decreases* with *increasing* virus detected (> 40 = ND)

N1: N1 Indicator Protein

N2: N2 Indicator Protein

ND: None Detected

CTV: Cycle Threshold Value

ATTACHMENTS

Prestige EnviroMicrobiology, Inc.

Analytical Test Report

Client: Omega Environmental Services, Inc., 280 Huyler Street, South Hackensack, NJ 07606

Client Project/Name: 21-1020

Sample date: 05-03-2021 & 05-04-2021

Submittal date: 05-04-2021

Sample received: 05-05-2021

Samples submitted by: David Ekstrand


Date analysis completed: May 5, 2021

Prestige Report number: 210505-01


RT-PCR 2019-nCoV: Analysis of Water samples for the detection of SARS-CoV-2 Genetic Markers

Prestige # Client sample ID Location	2019-nCoV (N1 Protein)	Cycle Threshold (Ct) Value ³ (N1 Protein)	2019-nCoV (N2 Protein)	Cycle Threshold Value ³ (N2 Protein)	Conc. (copies of RNA/mL)
210505-01-001 Oak-16	Positive	31.75	Positive	32.82	160
210505-01-002 Grk Honors-16	Positive	37.25	Positive	38.01	10
210505-01-003 Laurel E-16	ND	ND	ND	ND	NA
210505-01-004 Laurel M-16	ND	ND	ND	ND	NA

Report approved: _____


Theresa Lehman, MPH, Lab Director

Technical Manager: _____


Chin S Yang, Ph.D.

Analyst: Ching-Yi Tsai, Ph.D.

1. The samples in this report were received in good, acceptable conditions. Results relate only to the items tested.
2. Wastewater samples are processed following the protocol described in the article: Ahmed, W., et al. 2020. First confirmed detection of SARS-CoV-2 in untreated wastewater in Australia: A proof of concept for the wastewater surveillance of COVID-19 in the community. Science of the Total Environment 728. <https://doi.org/10.1016/j.scitotenv.2020.138764>
3. The primers and probes in 2019-nCoV CDC EUA Kit are designed for the detection of the two SARS-CoV-2 genes that encode for the N1 and N2 proteins. The kit is manufactured and supplied by Integrated DNA Technologies and approved by the U.S. Centers for Disease Control and Prevention (CDC). Three controls, two positive controls for N proteins and one internal control for the RNA extraction process, are simultaneously run with the samples.
4. Cycle Threshold Value refers to the number of cycles required for the fluorescent signal to cross the detectable threshold in Reverse Transcriptase Polymerase Chain Reaction (RT-PCR); a lower cycle threshold value indicates a higher viral load.
5. ND = not detected, no genetic marker is detected within 40 PCR cycles. NA = not applicable. The detection limit is 10 copies/reaction.

Prestige EnviroMicrobiology, Inc.

Analytical Test Report

Client: Omega Environmental Services, Inc., 280 Huyler Street, South Hackensack, NJ 07606

Client Project/Name: 21-1020

Sample date: 05-04-2021 & 05-05-2021

Submittal date: 05-05-2021

Sample received: 05-06-2021

Samples submitted by: David Ekstrand


Date analysis completed: May 6, 2021

Prestige Report number: 210506-01


RT-PCR 2019-nCoV: Analysis of Water samples for the detection of SARS-CoV-2 Genetic Markers

Prestige # Client sample ID Location	2019-nCoV (N1 Protein)	Cycle Threshold (Ct) Value ³ (N1 Protein)	2019-nCoV (N2 Protein)	Cycle Threshold Value ³ (N2 Protein)	Conc. (copies of RNA/mL)
210506-01-001 Cypress-16	ND	ND	ND	ND	NA
210506-01-002 Redwood-15	ND	ND	ND	ND	NA

Report approved: _____


Theresa Lehman, MPH, Lab Director

Technical Manager: _____


Chin S Yang, Ph.D.

Analyst: Ching-Yi Tsai, Ph.D.

1. The samples in this report were received in good, acceptable conditions. Results relate only to the items tested.
2. Wastewater samples are processed following the protocol described in the article: Ahmed, W., et al. 2020. First confirmed detection of SARS-CoV-2 in untreated wastewater in Australia: A proof of concept for the wastewater surveillance of COVID-19 in the community. *Science of the Total Environment* 728. <https://doi.org/10.1016/j.scitotenv.2020.138764>
3. The primers and probes in 2019-nCoV CDC EUA Kit are designed for the detection of the two SARS-CoV-2 genes that encode for the N1 and N2 proteins. The kit is manufactured and supplied by Integrated DNA Technologies and approved by the U.S. Centers for Disease Control and Prevention (CDC). Three controls, two positive controls for N proteins and one internal control for the RNA extraction process, are simultaneously run with the samples.
4. Cycle Threshold Value refers to the number of cycles required for the fluorescent signal to cross the detectable threshold in Reverse Transcriptase Polymerase Chain Reaction (RT-PCR); a lower cycle threshold value indicates a higher viral load.
5. ND = not detected, no genetic marker is detected within 40 PCR cycles. NA = not applicable. The detection limit is 10 copies/reaction.

Prestige EnviroMicrobiology, Inc. Tel: 856-767-8300
242 Terrace Boulevard, Suite B-1, Voorhees, New Jersey 08043

www.Prestige-em.com

Prestige Proj. #: 210505-01

Chain-of-Custody and Analysis Request Form

Company Name: Omega Environmental Client Proj. #: 21-1020
Company Address: 280 Huyler St., S. Hackensack, NJ PO#: 5/3-5/4/21
Date Sampled: 5/3-5/4/21
Contact Name: David Ekstrand Phone: 201-522-9879 Report E-mail: Davide@omega-env.com/lab@omega-env.com

Sample ID	Location or source	Sample type	Area (inch ²)	Analysis requests code or description	Turnaround time*	Notes or special instructions
OAK-16		Water	NA	PCR for COVID19	Same Day	Quanti analysis
GRK HONORS-16		Water	NA	PCR for COVID19	Same Day	@ David int
LAVRE E-16		Water	NA	PCR for COVID19	Same Day	5/5/21
LAVRE M-16		Water	NA	PCR for COVID19	Same Day	
		Water	NA	PCR for COVID19	Same Day	
		Water	NA	PCR for COVID19	Same Day	
		Water	NA	PCR for COVID19	Same Day	
		Water	NA	PCR for COVID19	Same Day	
		Water	NA	PCR for COVID19	Same Day	
		Water	NA	PCR for COVID19	Same Day	
		Water	NA	PCR for COVID19	Same Day	
		Water	NA	PCR for COVID19	Same Day	
		Water	NA	PCR for COVID19	Same Day	
		Water	NA	PCR for COVID19	Same Day	
		Water	NA	PCR for COVID19	Same Day	

*Indicate your request, either standard (3 business days), next day, same day or Saturday.

Samples Submitted by: (print) DAVID EKSTRAND Samples Submitted by: (sign) [Signature] Date submitted: 5/4/21

Received by: (sign & print) Chingyi Tsai Date & time received: 5/5/2021 9:50am Delivered by: Fedex, UPS, USPS, in person

Controlled Copy
Property of Prestige EnviroMicrobiology, Inc.

Rev 05
12-11-2019

Prestige EnviroMicrobiology, Inc. Tel: 856-767-8300
242 Terrace Boulevard, Suite B-1, Voorhees, New Jersey 08043

www.Prestige-em.com

Prestige Proj #: 210506-01

Chain-of-Custody and Analysis Request Form

Company Name: Omega Environmental Client Proj. #: 21-1020

Company Address: 280 Huyler St., S. Hackensack, NJ PO#: _____

Date Sampled: 5/4-5/5/21

Contact Name: David Ekstrand Phone: 201-522-9879 Report E-mail: David@omega-env.com/lab@omega-env.com

Sample ID	Location or source	Sample type	Area (inch ²)	Analysis requests code or description	Turnaround time*	Notes or special instructions
<u>CYPRESS-16</u>		Water	NA	PCR for COVID19	Same Day	<u>Quanti @ David</u>
<u>REDWOOD-15</u>		Water	NA	PCR for COVID19	Same Day	<u>cut 5/6/21</u>
		Water	NA	PCR for COVID19	Same Day	
		Water	NA	PCR for COVID19	Same Day	
		Water	NA	PCR for COVID19	Same Day	
		Water	NA	PCR for COVID19	Same Day	
		Water	NA	PCR for COVID19	Same Day	
		Water	NA	PCR for COVID19	Same Day	
		Water	NA	PCR for COVID19	Same Day	
		Water	NA	PCR for COVID19	Same Day	
		Water	NA	PCR for COVID19	Same Day	
		Water	NA	PCR for COVID19	Same Day	
		Water	NA	PCR for COVID19	Same Day	
		Water	NA	PCR for COVID19	Same Day	
		Water	NA	PCR for COVID19	Same Day	

*Indicate your request, either standard (3 business days), next day, same day or Saturday.

Samples Submitted by: (print) DAVID EKSTRAND Samples Submitted by: (sign) [Signature] Date submitted: 5/5/21

Received by: (sign & print) Chig-yi Tsai Date & time received: 5/6/2021 11:55 am Delivered by: Fedex/UPS, USPO, in person

Controlled Copy
Property of Prestige EnviroMicrobiology, Inc.

Rev 05
12-11-2019