











APPENDIX J: Non-Hazardous Waste Disposal Chart



Non-Hazardous Waste Disposal
NJIT Environmental Health and Safety Department



Waste Type	Broken Glass	Solid Waste			Liquid Waste
Waste Type and Examples					
	Broken glass, non-biological or infectious needles, razors	Gloves, paper towels, chem wipes, weigh boats, spatulas, other potentially contaminated labware	Empty glass bottles, non-broken glass pipettes	Other- cardboard, news print, paper, clean non-lab plastic, packaging material (recyclables)	Large and small containers of fine chemicals (such as magnesium sulfate, sodium bicarbonate, sodium sulfate, etc.), solids (such as silica gel), pharmaceuticals, salts, buffers, standards, reagents, and others (Soils & other loose materials)
Container					
Labeling	<p>Apply the Non-Hazardous Waste label to the container when you begin to fill it. Please do not label empty containers. Fill the label out completely. Write down the full name of all the chemical components and the approximate percentage of each substance. Total should equal 100%. Do not use abbreviations, chemical formulas, or molecular structures. Please complete all necessary information including laboratory contact information. The label is dated when EHS is contacted to remove the waste.</p> 				
Disposal	<p>Place in accumulation area with similar or compatible waste types, secondary container. Except plastic recycling bin was taken by housekeeper.</p> <p>Contact EHS for Disposal. E-Mail completed Waste Pick Up Request to: healthandsafety@njit.edu If you have any questions, call 973-596-3059</p>				