NJIT
New Jersey Institute of Technology

Fiscal Year 2023 Budget Submission to the Office of Management and Budget

November 2021

njit.edu





NEW JERSEY INSTITUTE OF TECHNOLOGY
FY 2023 BUDGET REQUEST

TABLE OF CONTENTS

		PAGE
Section 1.	**President's Statement**	
	President's Letter	1-1
Section 2.	**Evaluation Data / Organization Chart**	
	Evaluation Data	2-1
	Organization Chart	2-2
Section 3.	**Budget Information**	
	Budget Summary (OMB Form BB-102)	3-1
	Revenue Statement (OMB Form BB-103)	3-2
	FY 2021 Financial Statement Revenue Reconciliation	3-3
	FY 2022 Projected Tuition Revenue	3-4
	FY 2022 Tuition and Fee Rates Schedule	3-5
	Salary Summary	3-6
Section 4.	**FY 2022 Budget Priority Requests**	
	Priority Request Summary	4-1
	Public Polytechnic Adjustment Aid	4-2
	Research Institution – Fringe Benefit Rate Adjustment Aid	4-6
	The New Jersey Center on Conservation, Sustainability and Resilience of the Built Infrastructure	4-9
	The New Jersey Center on Environmental and Engineering Policy	4-11
	Budget Initiative Forms (BIF)	4-13
Section 5.	**Capital Budget**	
	Capital Budget Request Executive Summary	5-1
	Capital Budget Request Details	5-2

SECTION 1

PRESIDENT'S STATEMENT

For New Jersey to prosper at home and produce the leaders our complex world demands, the state's institutions of higher education must generate scientific breakthroughs and prepare a workforce that powerfully advances an economy driven by technological innovation. These efforts must be focused on identifying and meeting society's critical needs. As the state's public polytechnic university, New Jersey Institute of Technology (NJIT) continues to be at the forefront of the state's innovative economy.

NJIT's multidisciplinary, computing-intensive and applied-learning approach to education provides our students with the technological and organizational skills to be problem-solving leaders in multiple arenas. By helping place them in real-world internships and co-ops, and immersing them in research hubs that focus on technology translation, we also are training them to be industry leaders and entrepreneurs.

Two of our students involved in high-level research on novel therapies for COVID-19 and other diseases exemplify this success. Both were named 2021 Goldwater Scholars this year by the Barry Goldwater Scholarship and Excellence in Education Foundation. This scholarship is recognized as the country's most prestigious for STEM undergraduates pursuing research careers, *and NJIT's three-year record of securing Goldwater Scholarships is the best in the State of New Jersey and among the top 10 nationally.*

TOP 50 PUBLIC UNIVERSITIES NATIONALLY

- U.S. News & World Report

R1 CARNEGIE CLASSIFICATION® RESEARCH UNIVERSITY

TOP 2% IN RETURN ON INVESTMENT

- PayScale.com

NJIT is recognized by U.S. News & World Report as a Top 50 public university nationally and one of only 131 universities across the country and only three in the state to be rated an "R1" research university by the Carnegie Classification®, which indicates the highest level of research activity. The university conducts more than $155 million in research activity each year and has a greater than $2.8 billion annual economic impact on the State of New Jersey. NJIT is ranked No. 1 nationally by Forbes for the upward economic mobility of its lowest-income students and is ranked in the top 2% of colleges and universities nationally for the mid-career earnings of graduates, according to PayScale.com.

#1 NATIONALLY FOR STUDENT UPWARD ECONOMIC MOBILITY

-Forbes

$2.8 BILLION ANNUAL ECONOMIC IMPACT ON THE STATE OF NEW JERSEY

NJIT also is ranked No. 39 nationally by The Princeton Review as a Best Value College and was ranked third in New Jersey and No. 90 nationally in the second annual Quacquarelli Symonds (QS) World University Ranking USA list for 2021, which evaluated 750 institutions across the country.

#39 BEST VALUE COLLEGE

- The Princeton Review

#90 USA UNIVERSITY RANKINGS

- Quacquarelli Symonds

8 GOLDWATER SCHOLARS 2019-2021

WORKFORCE OUTCOMES

NJIT is a launching pad for its students, because we prepare them to excel in the STEM fields and jobs that are in greatest demand, such as engineering and computing, and that are at the core of our technology-driven economy.

- Forty-seven percent of NJIT undergraduates major in an engineering discipline; thirty-six percent of our master's students do so as well; and forty-three percent of our doctoral students are engineers. ***No other public university in New Jersey has engineering students numbering more than 10% of any of these engineering populations.***

- ***Our students have an average of nearly three job offers prior to graduation***, and the demand for computer scientists, engineers and technologists far exceeds the supply in our state and nation.

NJIT educates approximately one-third of our state's engineers and scientists and is a top 20 national university in producing Black and Hispanic engineers. In fact, more than 60% of the Black and Hispanic engineers graduating from New Jersey colleges are NJIT alumni, and 24% of all computing degrees awarded to underrepresented minority students by New Jersey public institutions are earned by NJIT students.

- We are home to colleges of architecture, computing, and engineering that are among the largest in the region. Much of the diverse workforce needed to serve New Jersey's key industrial sectors is educated at NJIT, and many of the students we enroll come to us from low-income households with great need of support programs in order to navigate our challenging curriculum.

- Our students succeed and, once they graduate, assume high-paying positions that have a multiplier effect on job creation and factor heavily into our state's economic prosperity and tax base. ***NJIT graduates have an average mid-career annual salary between $7,600 and $42,200 greater than their peers from New Jersey's other four-year public colleges and universities.***

- ***NJIT also works closely with more than 4,300 pre-college students annually who are mostly underrepresented minorities and women to attract them to the STEM disciplines and provide them with the skills they need to pursue STEM degrees.*** The first year of our Newark Math Success Initiative, which prepared both students and teachers in Newark high schools, enjoyed remarkable success.

NJIT recently received $1.4 million in Federal funding for a forensic science initiative that will introduce Newark high school students to forensic science as a pathway to college – and a STEM education.

NJIT engineers, backed by a major National Science Foundation grant, are developing an Internet-of-Things-based educational curriculum that will provide high school students with computer science and software engineering skills through a program that uses inexpensive microcomputers that run code to collect, analyze, and share data with other devices or users.

APPLIED AND PRACTICAL RESEARCH

NJIT continues to be a research powerhouse. Our status as an R1 research institution under the Carnegie Classification® is significant, because it attracts external funding and brings promising research activity to our state.

The $155 million in research conducted by NJIT each year is practical or applied in nature, solving real-world problems in areas that include health care and medical devices, civil infrastructure, advanced manufacturing, cybersecurity, transportation, nanotechnology, clean energy, clean water, resilient design, national defense, financial services, materials science and many other fields.

- Traumatic brain injury experts improve diagnoses and care for members of the U.S. Armed Forces and young people with concussions.

- Solar physicists conduct groundbreaking research on powerful solar weather that impacts satellites, energy grids and communication networks.

- Environmental engineers work directly with municipalities on lead abatement strategies to protect water supplies.

- Cybersecurity researchers develop new methods to preserve the privacy of elections, institutional data and financial systems.

- Technologists create sensors to improve healthcare and critical infrastructure.

An NJIT-led team of engineers, sports medicine doctors and others recently was awarded $3.7 million from National Institutes of Health to develop methods to diagnose and treat a lingering, concussion-induced eye motor disorder that makes it difficult to concentrate, read and perform daily tasks such as driving.

NJIT continues to receive major scientific grants related to COVID-19 research that will prepare us for future epidemics. **A chemical engineer recently secured a $1 million grant from the Gustavus and Louise Pfeiffer Research Foundation to develop a next-generation messenger RNA (mRNA) vaccine that can be made more cheaply and stored much longer and at higher temperatures than the current mRNA shots deployed against COVID-19, including by freeze-drying. This new vaccine platform releases its payload over time, thus optimizing the immune system's response.**

ECONOMIC GROWTH AND IMPACT

NJIT also is a catalyst for economic growth. A recent study showed that NJIT's annual economic impact on the State of New Jersey is more than $2.8 billion, among the highest of any university in our state.

Our New Jersey Innovation Institute (NJII), VentureLink, and Makerspace at NJIT, which is among the largest academic Makerspaces in the United States, provide direct linkages to industry and foster partnerships that lead to new products, business solutions, and the application of shared resources and expertise toward solving complex problems.

NJIT recently partnered with the Federal Emergency Management Agency, the New Jersey Office of the Governor, the Department of Defense, the New Jersey State Police, the New Jersey Office of Emergency Management, and other agencies to open a COVID Community Vaccination Center on the NJIT campus. We were exceptionally proud to be part of this effort to help our state's recovery from the COVID-19 pandemic. More than 221,000 doses of vaccine were administered through our site and nearly 150 of our students volunteered to help run the center. This has been critically important for the local community and for our students, faculty, and staff as we prepare for a full return to normal operations this fall.

We continue to focus intensively on technology translation. ***The university joined a new regional research hub funded by a $15 million National Science Foundation grant to help faculty and students convert federally sponsored research into successful businesses.***

Extending our global reach, NJIT launched two promising international partnerships. We unveiled a collaboration with Ben-Gurion University of the Negev (BGU) to create a world-class Institute for Future Technologies in New Jersey and we developed a draft agreement with Tatweer-Misr to begin the process of establishing a new branch campus in Egypt that will enable us to offer undergraduate education and professional training.

FY2023 Budget Priority Requests

To continue to prepare our students to be leaders in the STEM fields in which our institution specializes and to help grow the State's innovation economy for all citizens, NJIT respectfully submits this annual budget incorporating the following key priorities:

- **Polytechnic Adjustment Aid: $9.5M** - To offset the differential expense of delivering the more costly polytechnic education to its students, NJIT is requesting supplemental adjustment aid totaling $9.5M as calculated using NBER data.

- **Research Institutions' Fringe Benefit Rate Adjustment Aid: $2.6M** - Per OMB's "Option 3" NJIT is requesting a waiver for the difference between the state-charged fringe rate and the school's negotiated rate, reducing the quarterly remissions for those non-state personnel

- A total of **$5M for two Centers addressing the critical issues of our time** and leveraging NJIT's expertise in engineering, environment science, management, forecasting, data science, and computer modeling for the benefit of decision makers and citizens:
    - **The New Jersey Center on Conservation, Sustainability and Resilience of the Built Infrastructure: $2.5M**
    - **The New Jersey Center on Environmental and Engineering Policy: $2.5M**

NJIT continues to be strongly committed to the Governor's vision of New Jersey as the State of Innovation and the Secretary of Higher Education's plan to continue to improve higher education for all. Thank you for your consideration.

Respectfully submitted,

Joel S. Bloom
President

SECTION 2

EVALUATION DATA/
ORGANIZATION CHART

NEW JERSEY INSTITUTE OF TECHNOLOGY
FY 2023 BUDGET REQUEST
EVALUATION DATA

PROGRAM DATA	Actual FY 2020	Actual FY 2021	Revised FY 2022	Budget Request FY 2023
Institutional Support				
Enrollment total (headcount)	15,154	15,753	15,853	16,006
Enrollment total FTE's (a)	9,977	10,224	10,329	10,400
Undergraduate total (headcount)	9,053	9,084	9,183	9,126
Undergraduate total FTE's (a)	7,451	7,516	7,479	7,433
Full-time (headcount)	7,463	7,389	7,474	7,428
Full-time FTE's (a)	6,880	6,877	6,860	6,818
Part-time (headcount)	1,590	1,695	1,709	1,698
Part-time FTE's (a)	571	639	619	615
Graduate total (headcount)	2,806	2,568	2,718	2,928
Graduate total FTE's (a)	1,562	1,363	1,511	1,628
Full-time (headcount)	1,601	1,360	1,581	1,703
Full-time FTE's (a)	1,102	906	1,071	1,154
Part-time (headcount)	1,205	1,208	1,137	1,225
Part-time FTE's (a)	460	457	440	474
Extension and Public Service				
Enrollment (headcount) (a)	3,295	4,101	3,952	3,952
Enrollment total FTE's (a)	964	1,345	1,339	1,339
Undergraduate (headcount)	2,604	3,389	3,190	3,190
Undergraduate FTE's (a)	787	1,106	1,069	1,069
Graduate (headcount)	691	712	762	762
Graduate FTE's (a)	177	239	270	270
Degree programs offered - All	123	126	128	128
Courses Offered - Academic Year	3,893	3,946	4,030	4,069
Student credit hours produced	289,314	285,651	291,755	294,571
Degrees and Certificates				
Granted - Total	2,868	3,020	3,029	3,058
Ratio: Student/faculty (b)	16/1	15/1	15/1	15/1
Full-time, First-Time, Degree-Seeking Freshmen who are Regular Admission Students	1,372	1,129	1,411	1,411
Average SAT Score - Math	669	666	666	666
Average SAT Score - Reading/Writing	627	631	631	631
Average SAT Score - Total '(e)	1,297	1,297	1,297	1,297
Outcomes Data (c)				
Third Semester Retention Rates	88.0	89.0	88.0	88.0
Seven Year Graduation Rates	69.0	70.0	73.0	73.0
Student Tuition and Fees				
Total Cost of Attendance (d)	37,074	37,074	39,316	39,316
Full-Time Undergraduate Tuition State Residents	14,448	14,448	14,790	14,790
Full-Time Undergraduate Tuition Non - State Residents	30,160	30,160	30,808	30,808
Full-Time Undergraduate Fees	3,226	3,226	3,226	3,226
Operating Data				
Institutional Support				
Institutional Expenditures				
Instruction(f)	127,634,000	139,911,000	148,082,000	
Sponsored programs and research	88,470,000	93,080,000	98,516,000	
Extension and public service	2,458,000	4,778,000	5,057,000	
Academic support	32,253,000	33,284,000	35,228,000	
Student services	31,704,000	28,970,000	30,662,000	
Institutional support	57,989,000	55,125,000	58,344,000	
Physical plant and support services	28,803,000	24,583,000	26,019,000	
Personnel Data				
Position Data				
State-funded positions	1,187	1,187	1,313	1,313

(a) Equated on the basis of 32 equivalant credit hours per undergraduate student and 24 equivalant credit hours per graduate student,
(b) Calculated on the number of teaching positions (including adjunct faculty) and equated full-time (weighted) students.
(c) The data of record is the 10th day of the semester.
(d) As reported to the Higher Education Student Assistance Authority. Includes tuition, fees, room and board, transportation, and supplies.
(e) SAT scores in FY17, FY18 and FY19 reflect the new format.
(f) Consistent with 2025 strategic plan for investments in students and faculty.

NJIT ORGANIZATION & GOVERNANCE

Fall 2021

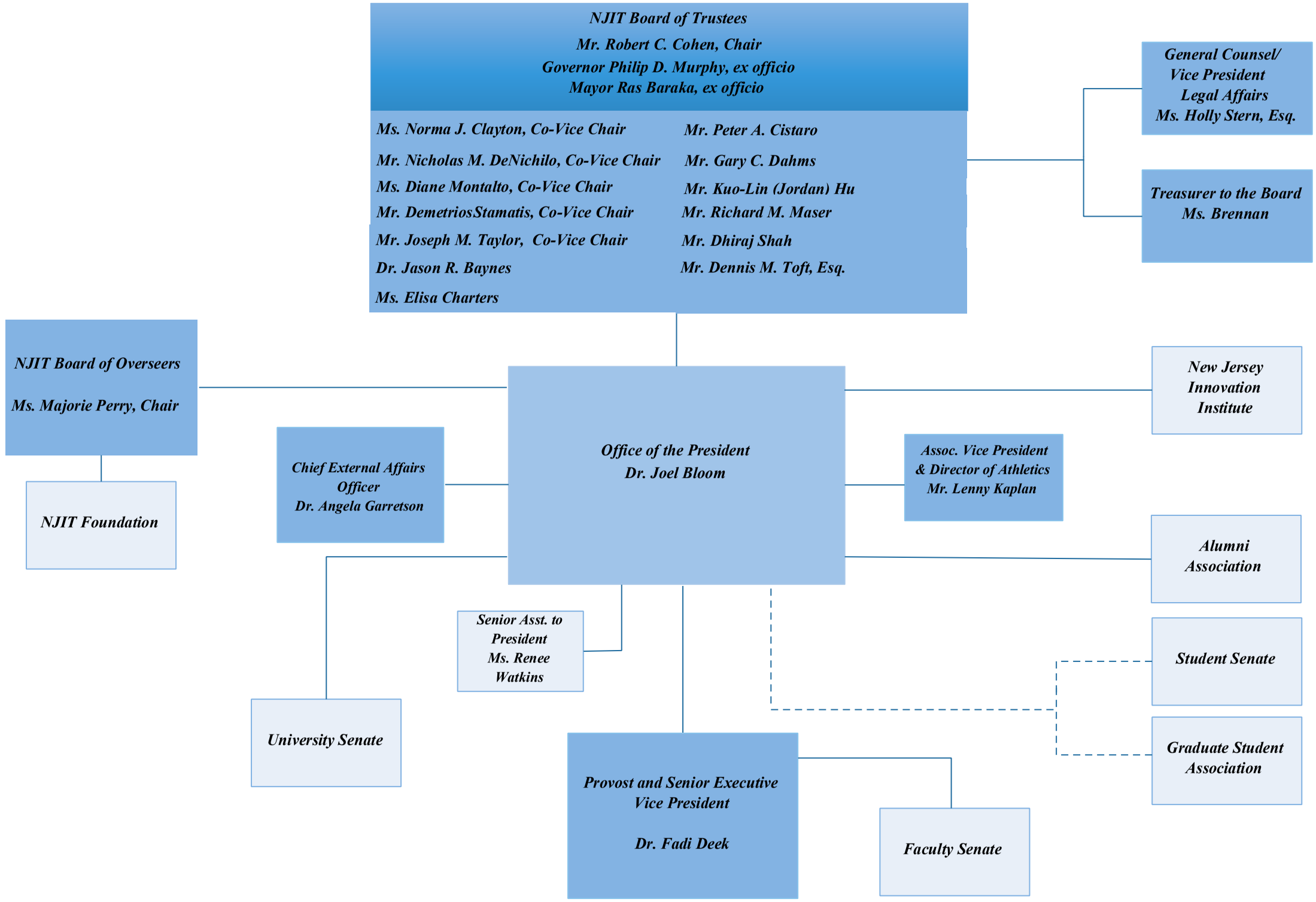

NJIT SENIOR LEADERSHIP

Fall 2021

President
Dr. Joel Bloom

Provost and Senior Executive Vice President
Dr. Fadi Deek

Dean, Newark College of Engineering
Dr. Moshe Kam

Dean, Hillier College of Architecture & Design
Dr. Branko Kolarevic

Dean, College of Science & Liberal Arts
Dr. Kevin Belfield



Dean, Ying Wu College of Computing
Dr. Craig Gotsman

Dean, Martin Tuchman School of Management
Dr. Oya Tukel



Dean, Albert Dorman Honor's College
Dr. Louis I. Hamilton



Senior Vice President, Finance and CFO
Ms. Brennan



Senior Vice President, Real Estate Development & Capital Operations
Mr. Andrew Christ, P.E.

Vice President, Dev & Alumni Relations/Pres. Foundation at NJIT
Dr. Kenneth Alexo, Jr.

General Counsel/ Vice President, Legal Affairs
Ms. Holly Stern, Esq.

Vice President, Human Resources
Mr. Dale Mcleod

Vice President and Chief Commercial Officer
Mr. Simon Nynens

Vice President & Dean of Students
Dr. Marybeth Boger

Chief Strategy Officer
Dr. Matthew Golden

Provost & Senior Executive VP

Fall 2021

Provost and Senior Executive Vice President
Dr. Fadi Deek

Dean, Newark College of Engineering
Dr. Kam

Dean, Hillier College of Architecture & Design
Dr. Kolarevic

Dean, College of Science & Liberal Arts
Dr. Belfield

Dean, Ying Wu College of Computing
Dr. Gotsman

Dean, Martin Tuchman School of Management
Dr. Tukel

Dean, Albert Dorman Honors College
Dr. Hamilton

Senior Vice Provost, Academic Affairs & Student Services
Dr. Baltzis

Senior Vice Provost, Research
Dr. Dhawan

Vice Provost, Grad Studies/Dean, Grad Faculty
Dr. Ziavras

Vice Provost, Undergraduate Studies
Dr. Simon

CIO
Ms. Sandell

University Librarian
Ms. Hoang

Executive Director Institutional Effectiveness
Dr. Deess

Director, Murray Center & Univ Faculty Diversity Liaison
Dr. Steffen

PROVOST & SENIOR EXECUTIVE VP-Academic

Fall 2021

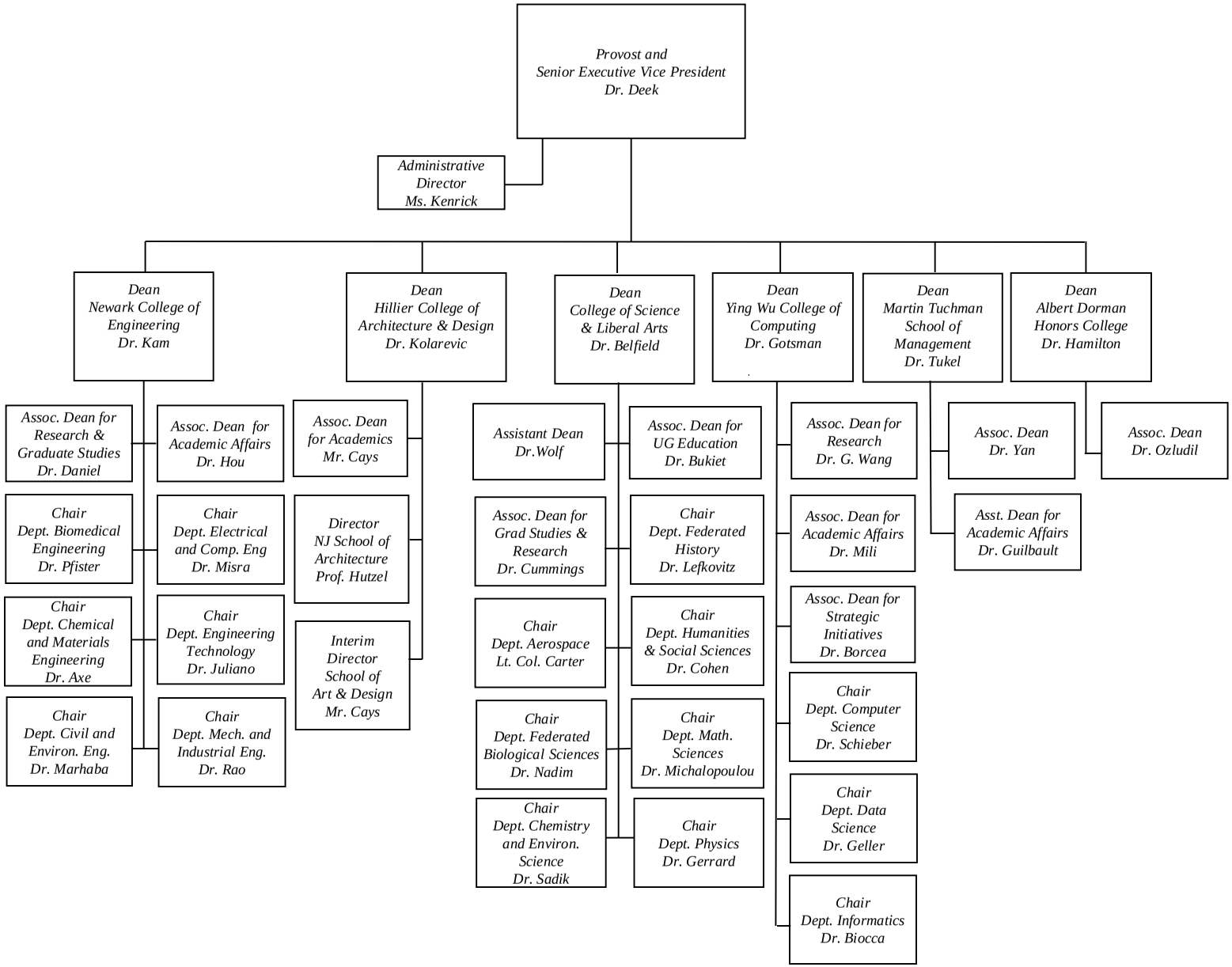

PROVOST & SENIOR EXECUTIVE VP-Administration

Fall 2021

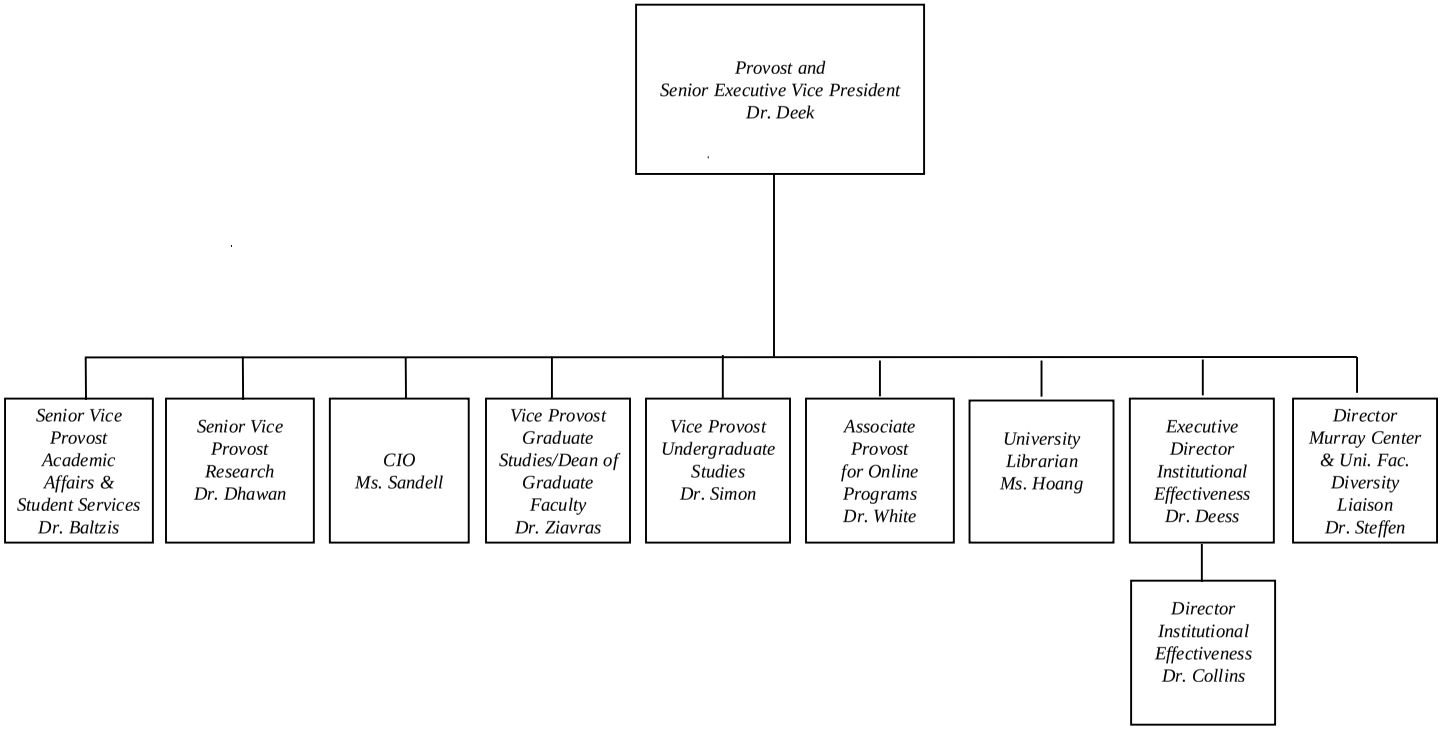

PROVOST & SENIOR EXECUTIVE VP-Academic Affairs & Student Services *Fall 2021*

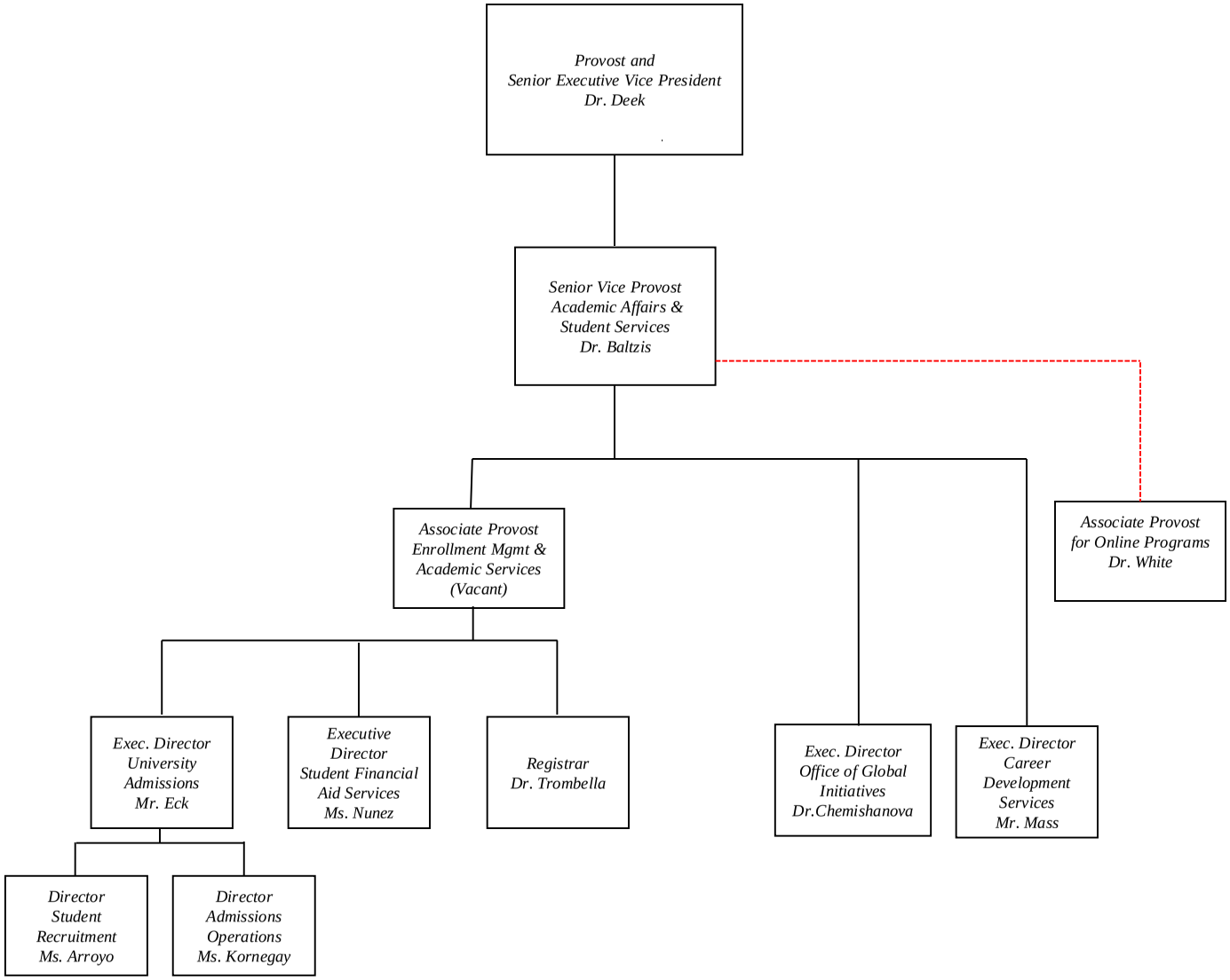

PROVOST & SENIOR EXECUTIVE VP-Research

Fall 2021

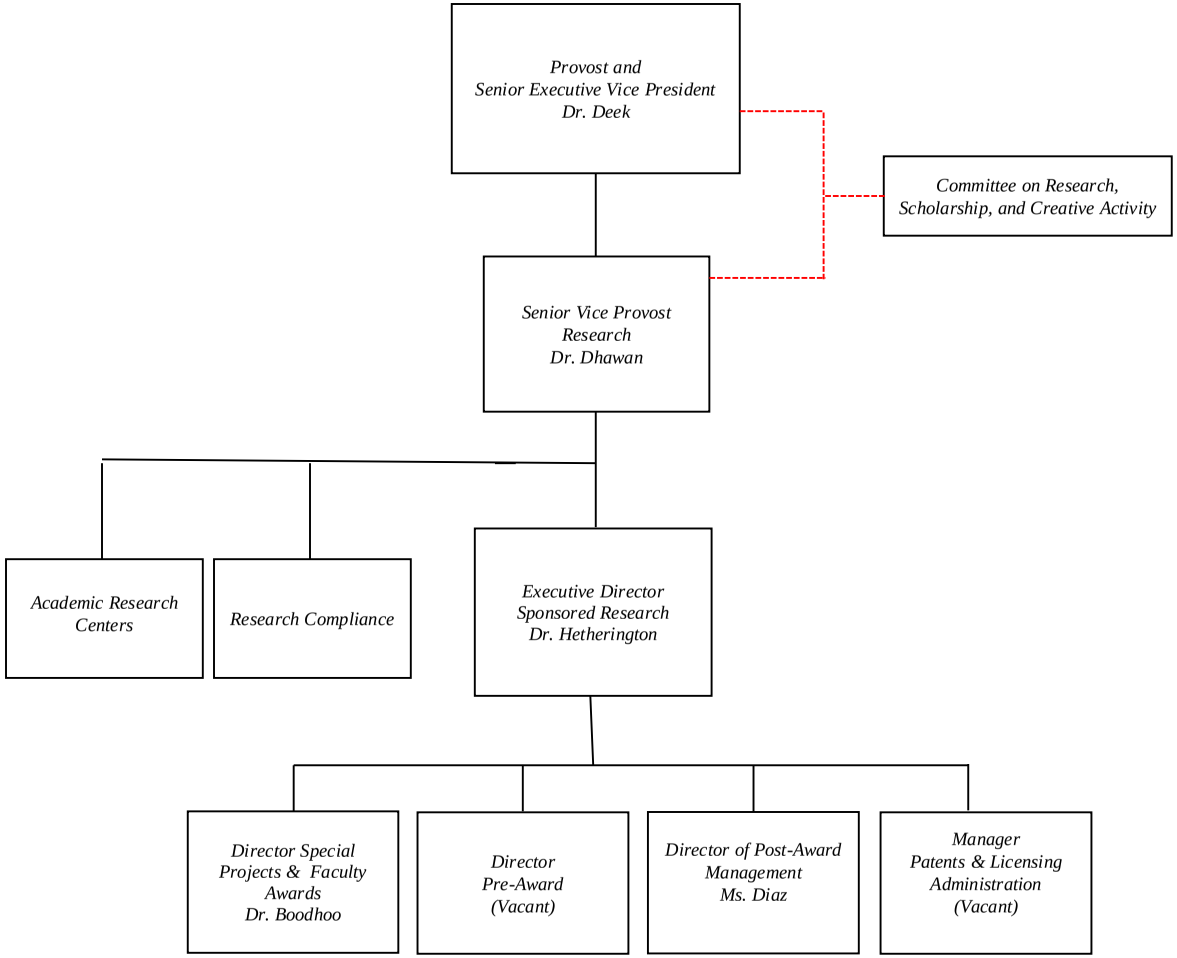

PROVOST & SENIOR EXECUTIVE VP-Graduate Studies

Fall 2021

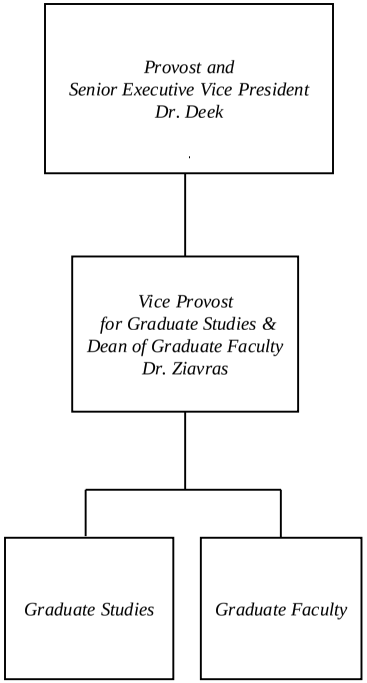

PROVOST & SENIOR EXECUTIVE VP-Undergraduate Studies *Fall 2021*

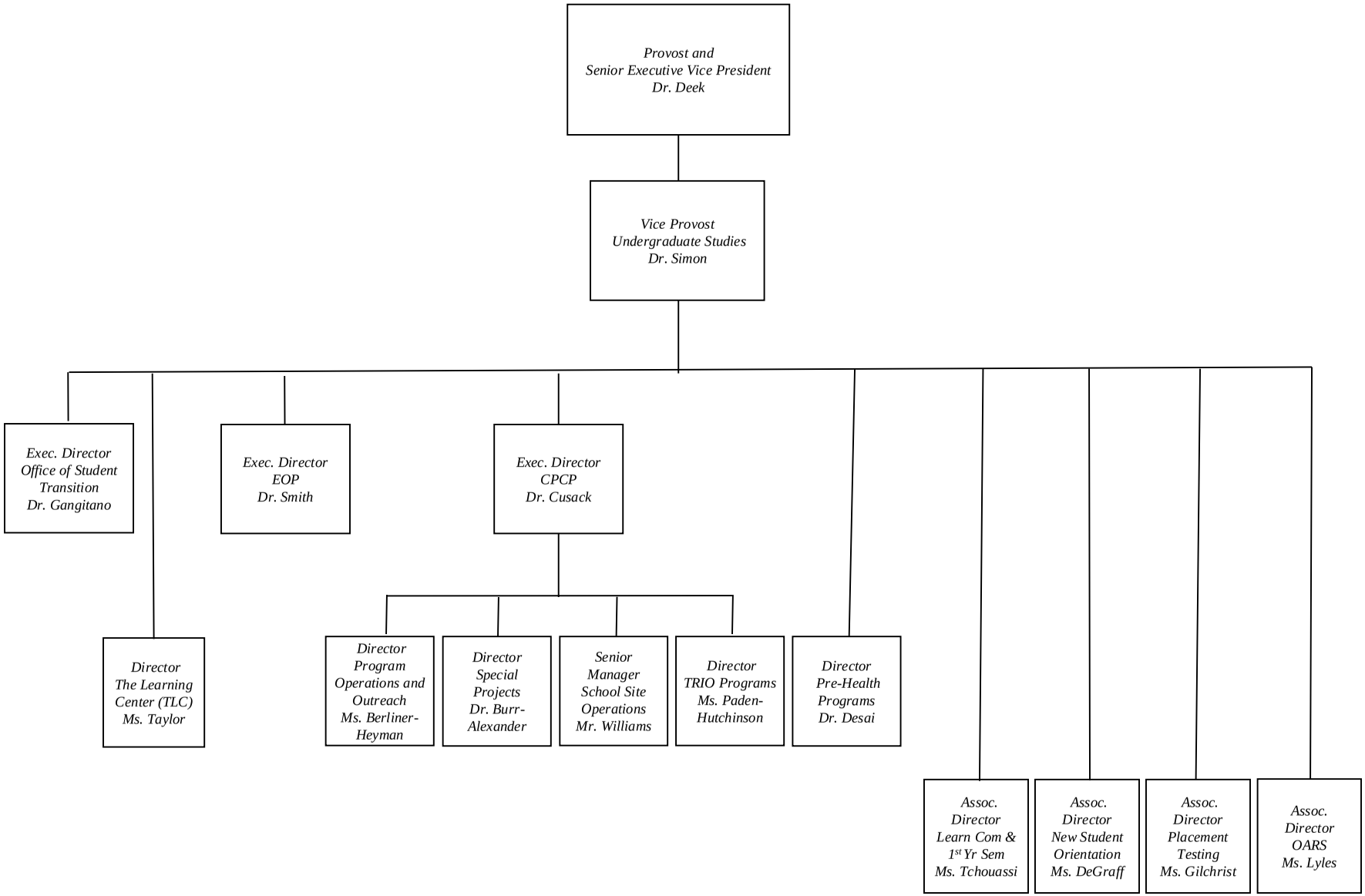

OFFICE OF CIO

Fall 2021

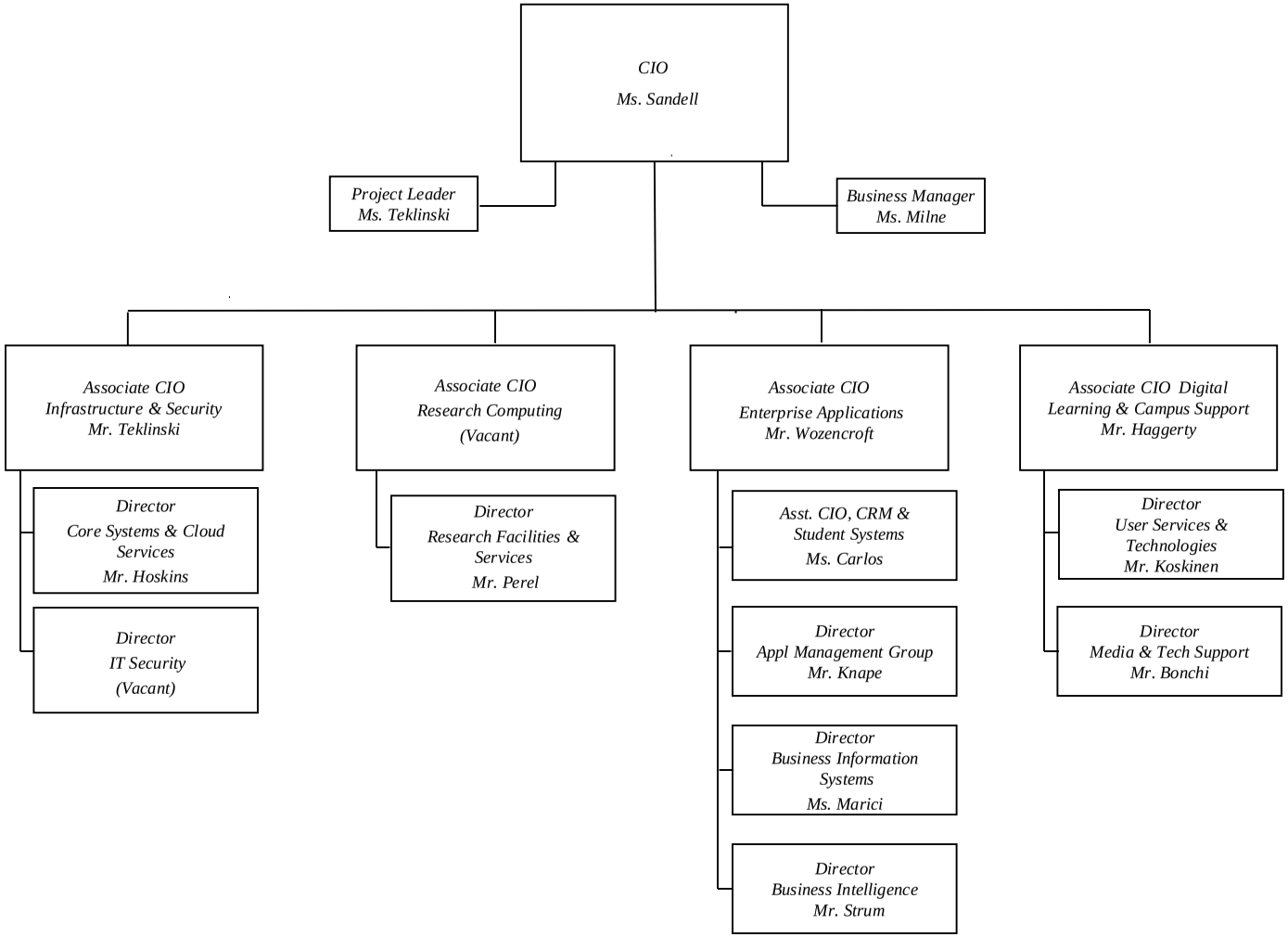

SENIOR VICE PRESIDENT & CHIEF FINANCIAL OFFICER

Fall 2021

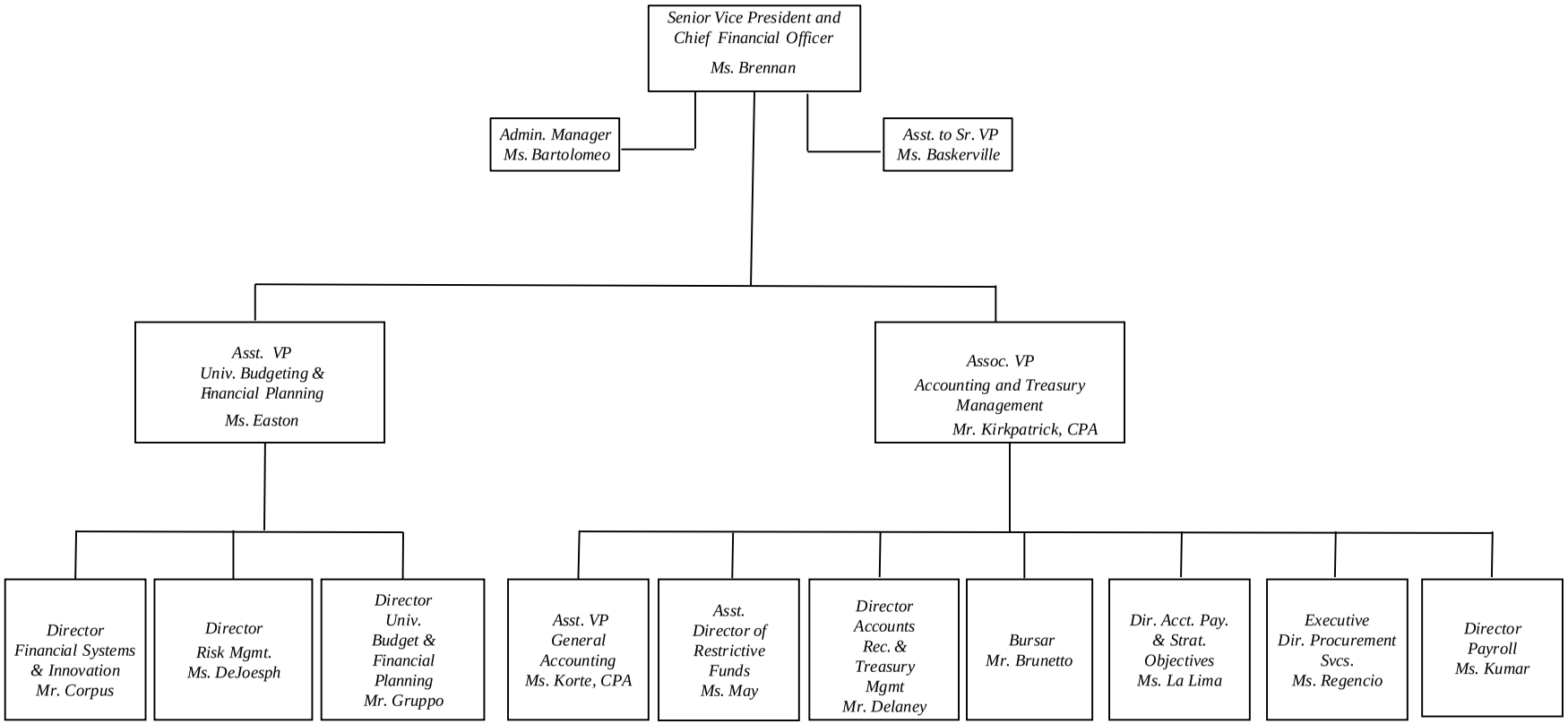

REAL ESTATE DEVELOPMENT & CAPITAL OPERATIONS

Fall 2021

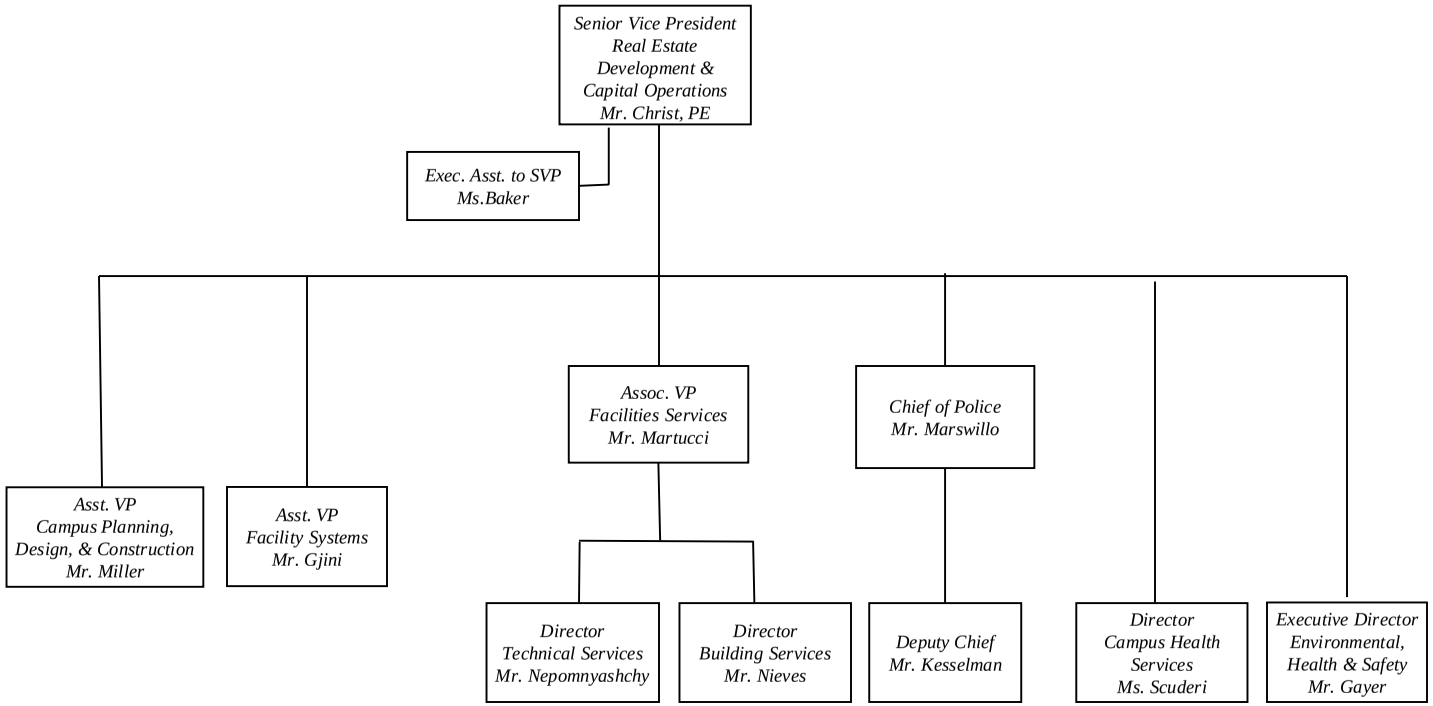

OFFICE OF GENERAL COUNSEL

Fall 2021

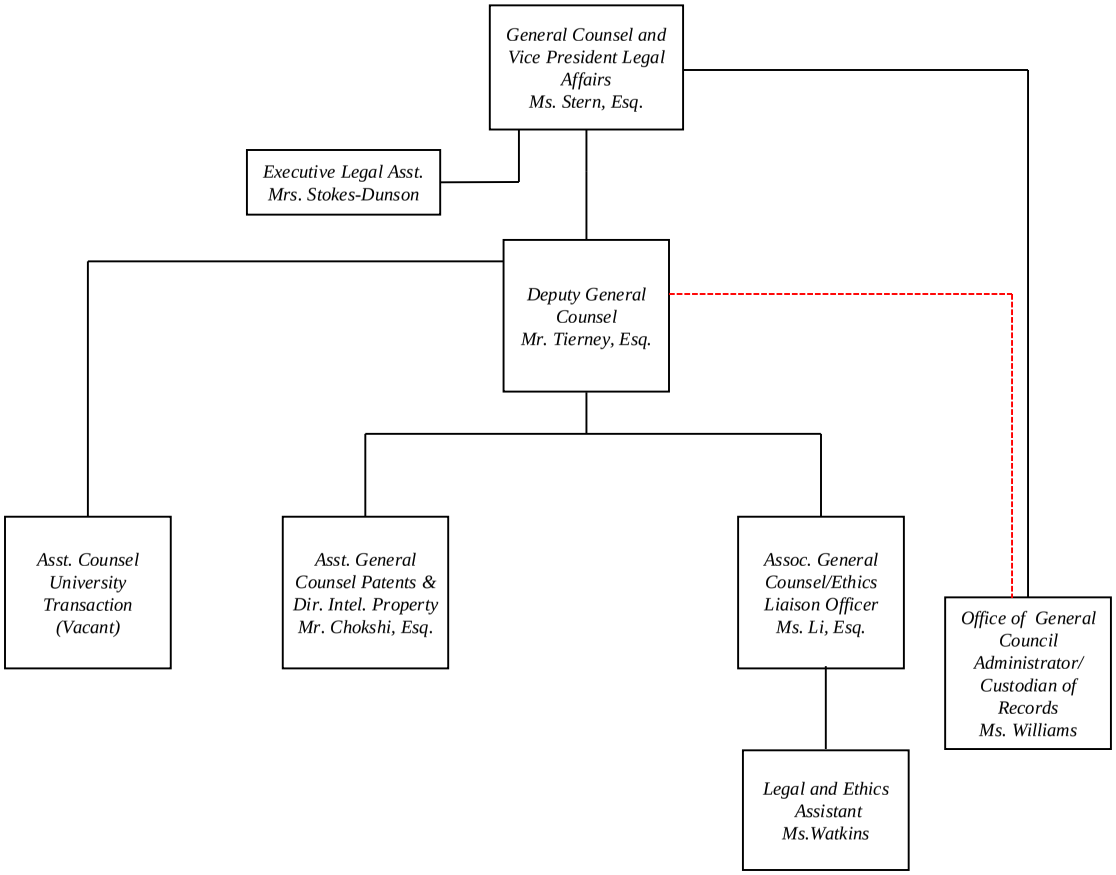

HUMAN RESOURCES

Fall 2021

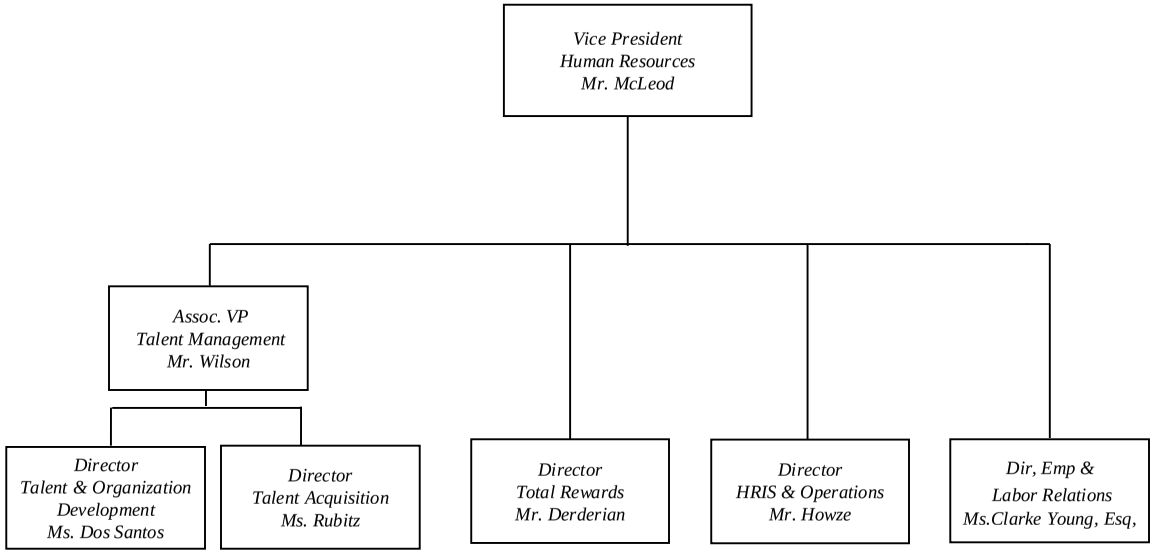

DEVELOPMENT & ALUMNI RELATIONS

Fall 2021

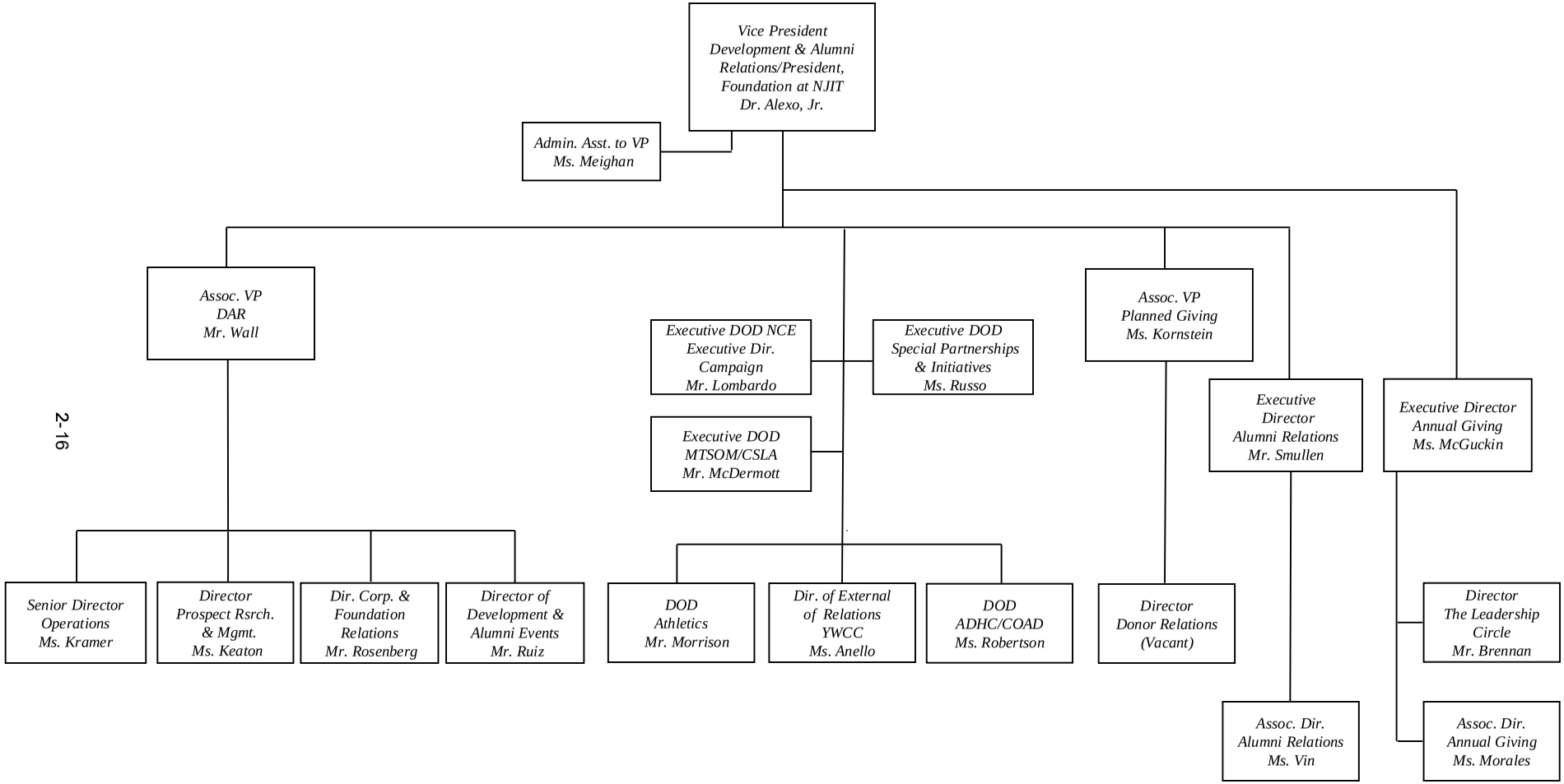

OFFICE OF STRATEGIC INITIATIVES

Fall 2021

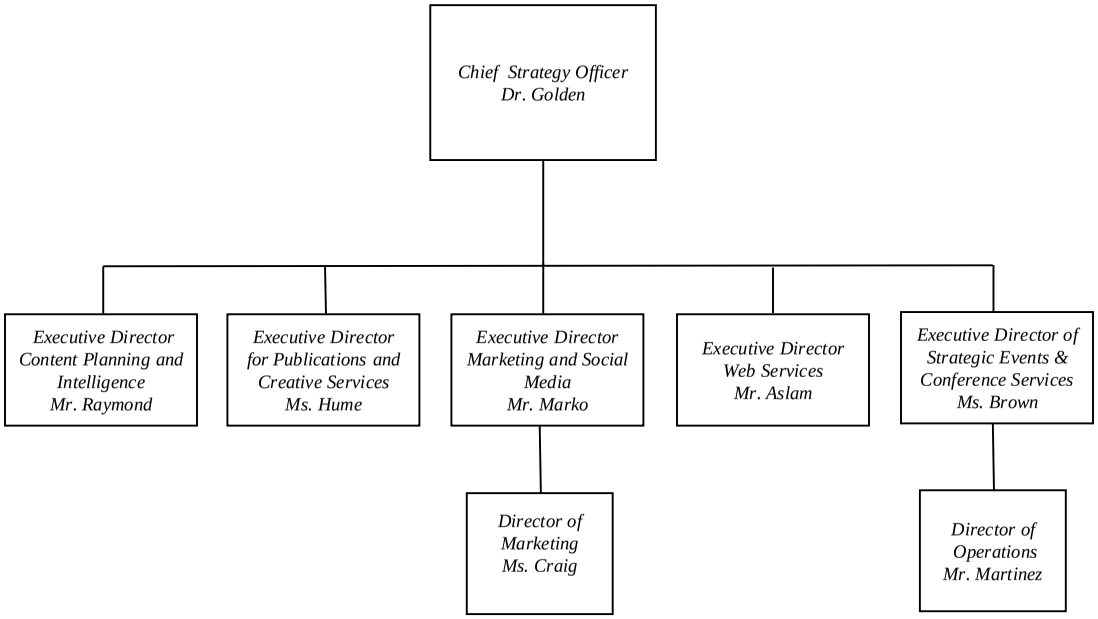

DEAN OF STUDENTS & CAMPUS LIFE

Fall 2021

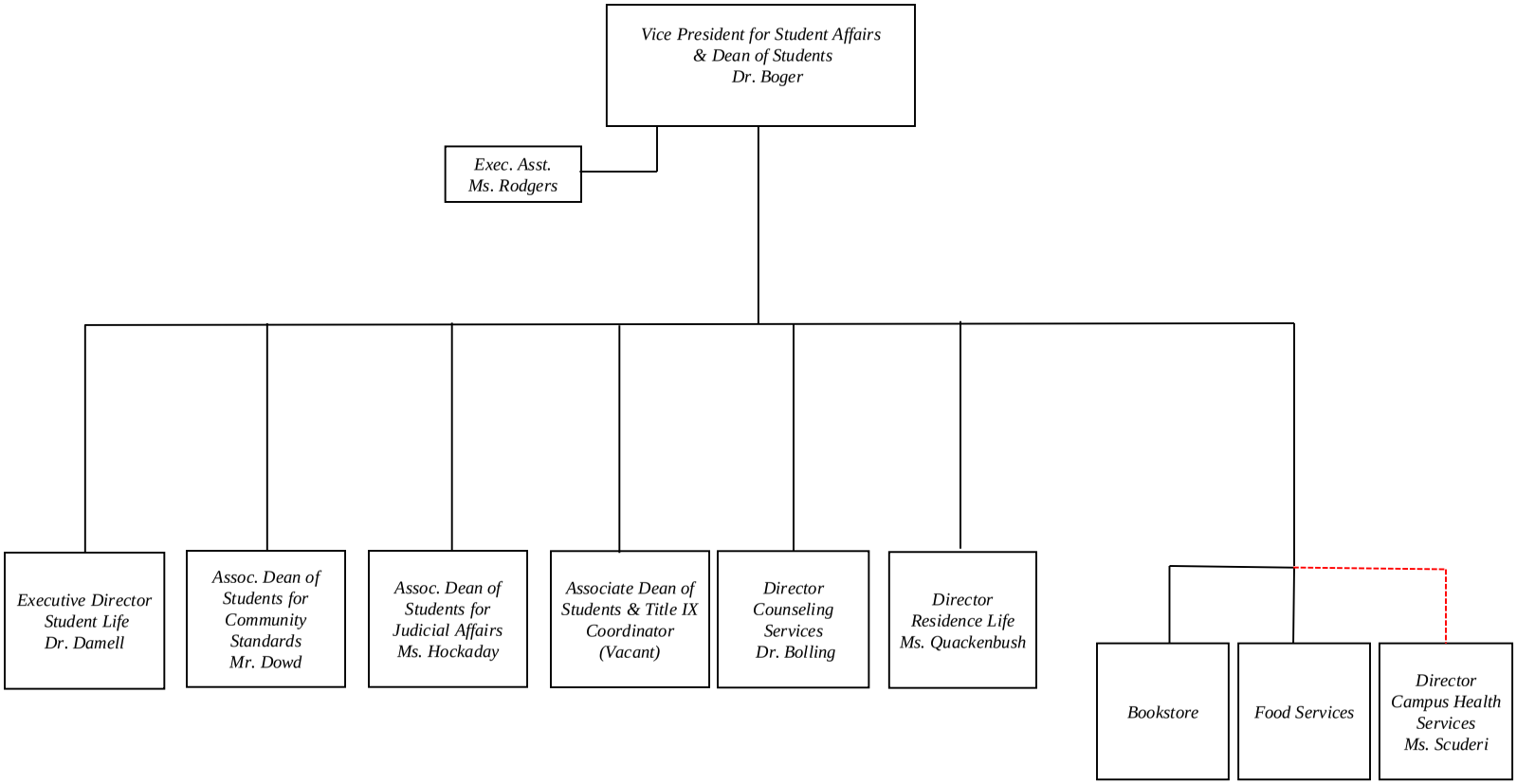

SECTION 3

BUDGET INFORMATION

State of New Jersey
Department of the Treasury
Office of Management and Budget

FY 2023 Budget Request (BB-102)

Date:

Institution: New Jersey Institute of Technology

Citation:

Approved By:

Director

To the State Treasurer:

Appropriations as follows are requested for the above institution for fiscal year 2023. Attached are data covering the present and preceding fiscal years. The statements given are true and correct to the best of my knowledge and belief. I certify that the request submitted is in accordance with instructions issued for the FY 2023 Budget Request.

Institution Officer:

POSITION DATA		
Positions Budgeted *(Information should match SALCALC data)*	FY 2022 Budgeted	FY 2023 Institution Request
State-funded FTE	1,313	1,313
Non-State funded FTE		
Total FTE Positions at Institution	1,313	1,313

EXPENDED FY 2021				
Original and Supplemental	**Reapprop. and Receipts**	**Transfers & Emergency**	**Total Available**	**Expended**
387,056	**54,501**	**-**	**441,557**	**441,557**
-	-	-	-	-
(164,923)	30,387	-	(134,536)	(134,536)
(17,567)	7,837	-	(9,730)	(9,730)
(129,637)	(92,725)	-	(222,362)	(222,362)
(34,553)	-	-	(34,553)	(34,553)
(346,680)	**(54,501)**	**-**	**(401,181)**	**(401,181)**
40,376	**-**	**-**	**40,376**	**40,376**
381,265	54,501	-	435,766	435,766
2,091	-	-	2,091	2,091
3,700	-	-	3,700	3,700
-	-	-	-	-
(346,680)	**(54,501)**	**-**	**(401,181)**	**(401,181)**
40,376	**-**	**-**	**40,376**	**40,376**

RECAPITULATION		
By Institution By Fund Category	**FY 2022 Adjusted Approp.**	**FY 2023 Agency Request**
Total Grants-In-Aid for Institutional Support	**467,057**	**449,650**
Less Income Deductions:		
Receipts from Tuition Increases	(4,709)	-
General Services Income	(133,275)	(137,984)
Auxiliary Funds Income	(14,214)	(14,214)
Special Funds Income	(224,953)	(194,087)
Employee Fringe Benefits	(47,042)	(47,042)
Total Income Deductions	**(424,193)**	**(393,327)**
Total State Appropriation	**42,864**	**56,323**
Special Purpose:		
General Institutional Operations	458,778	427,912
Outcomes Based Allocation	4,579	4,579
Grants in Aid Appropriation - Teaching Laboratories - Rehabilitation	3,700	-
Priority Requests - Public Polytechnic Adjustment Aid	-	9,517
Priority Requests - Research Institution - Fringe Rate Adjustment		2,642
Priority Requests - The NJ Center on Conserv., Sustainability and Resilience of the Built Infra.		2,500
Priority Requests - The NJ Center on Environmental and Engineering Policy		2,500
Less Total Income Deductions:	**(424,193)**	**(393,327)**
Grand Total State Appropriation	**42,864**	**56,323**

NOTES

Please do not edit cells in orange or grey. Cells in orange are prepopulated from information inputted on other forms and cells in grey contain calculations.
If any Expended values are highlighted red, that is because the Total Available does not equal the BB-103.

State of New Jersey
Department of the Treasury
Office of Management and Budget

The following information should be reconciled to the "Statement of Revenues, Expenses, and Change in Net Assets" from the audited financial statements for fiscal years indicated as "actual."

Revenue Reconciliation (BB-103)

Institution: New Jersey Institute of Technology

	FY 2021 Ending June 30, 2021 ACTUAL	FY 2022 Ending June 30, 2022 ESTIMATED	FY 2023 Ending June 30, 2023 ESTIMATED
Revenues (list separately)			
General Services Income			
Tuition	174,578,501	176,100,215	180,809,277
Receipts from Tuition Increase Display (BB-102 & BB-105) *	-	4,709,063	-
Net Tuition Revenue Anticipated *[FY 2022 should match TUIT data]*	174,578,501	180,809,277	180,809,277
Required Fees *[FY 2022 should match FEES data]*	29,792,057	29,829,960	29,829,960
Other Fees *[FY 2022 should match FEES data]*	3,342,442	3,133,910	3,133,910
Total Fees Revenue	33,134,499	32,963,870	32,963,870
Reconciling Items (+/-):			
Less Student Awards	(73,177,000)	(75,788,716)	(75,788,716)
General Services Income Display (BB-102 & BB-105) *	***134,536,000***	***137,984,431***	***137,984,431***
Auxiliary Income			
Residence Life	12,056,345	(1) 16,688,763	16,688,763
Bookstore	149,036	100,000	100,000
Student-Related Fees *[FY 2022 should match FEES data]*	1,771,525	(1) 3,630,000	3,630,000
Other - Less Scholarship Awards	(4,247,393)	(6,204,986)	(6,204,986)
Total Auxiliary Income Display (BB-102 & BB-105) *	***9,729,513***	***14,213,777***	***14,213,777***
Special Funds Revenue			
Continuing Education and Extension Programs	3,567,165	3,567,165	3,567,165
State Grants	42,231,067	42,231,067	42,231,067
Federal Grants	96,797,022	96,797,022	96,797,022
Other Grants	12,491,594	12,491,594	12,491,594
Other Income	67,274,871	69,866,441	(2) 39,000,000
Total Special Funds Revenue Display (BB-102 & BB-105) *	***222,361,720***	***224,953,290***	***194,086,849***
Other Operating Revenue (specify below)			
Operating Revenue	4,352,974	4,701,212	4,701,212
Total Other Operating Revenue	**4,352,974**	**4,701,212**	**4,701,212**
SubTotal Operating Revenue	**370,980,206**	**381,852,709**	**350,986,268**
Non-Operating Revenue (specify below)			
Base State appropriations	34,585,000	34,585,000	34,585,000
Outcomes Based Allocation	2,091,000	4,579,000	4,579,000
Employee Fringe Benefits (Per OMB)	(3) 34,553,000	(4) 47,042,000	47,042,000
Medical Devices Innovation Cluster	3,700,000	-	-
Teaching Laboratories - Rehabilitation	-	3,700,000	-
FY Priority Needs Request	-	-	17,159,000
Gifts and bequests	-	-	-
Investment income	6,990,949	(5) 2,500,000	2,500,000
Other nonoperating revenues, net	3,952,183	4,268,357	4,268,357
Total Non-Operating Revenue	**85,872,132**	**96,674,357**	**110,133,357**
TOTAL REVENUE	**456,852,338**	**478,527,066**	**461,119,625**

NOTES

* Must equal General Services Income on BB-102 and BB-105

Please do not edit cells in orange or grey. Cells in orange are prepopulated from information inputted on other forms and cells in grey contain calculations.

(1) Anticipates Residence Life - 25% overall occupancy increase from FY2021.
(2) Reduction of HEERF one-time funding.
(3) Actual FY 2021 expense for Employee Fringe Benefits per the audited financials is $63,805,622.
(4) FY 2022 Operating Budget for Employee Fringe Benefits is $67,808,392.
(5) Reduction in investment income projection.

NEW JERSEY INSTITUTE OF TECHNOLOGY

Revenue Reconciliation To Annual Financial Statement

For the year ended June 30, 2021

Financial Statement Description	E & G Revenue	Auxiliaries	Special Funds	Subtotal	Additions/ Deductions		FY21 Financial Statement
Operating revenues:							
Student tuition and fees	207,713,000	-	-	207,713,000	(73,177,000)	(1)	134,536,000
Federal grants and contracts	-	-	96,797,022	96,797,022	-		96,797,022
State grants and contracts	-	-	42,231,067	42,231,067	-		42,231,067
Other grants and contracts	-	-	3,502,847	3,502,847	-		3,502,847
Auxiliary enterprises	-	13,976,906	-	13,976,906	(4,247,393)	(2)	9,729,513
Other operating revenues	4,352,974	-	4,766,345	9,119,319	-		9,119,319
Total operating revenues	**212,065,974**	**13,976,906**	**147,297,281**	**373,340,161**	**(77,424,393)**		**295,915,768**
Nonoperating revenues:							
State appropriations	104,181,622 (3)	-	-	104,181,622	-		104,181,622
Gifts and bequests	-	-	3,336,268	3,336,268	-		3,336,268
Investment income	6,990,949	-	35,534,736	42,525,685	-		42,525,685
Other nonoperating revenues, net	3,952,183		27,204,687	31,156,869	-		31,156,869
Net nonoperating revenues	**115,124,754**	**-**	**66,075,691**	**181,200,444**	**-**		**181,200,444**
Other revenues:							
Capital grants and gifts	-	-	765,384	765,384	-		765,384
Additions to permanent endowments	-	-	8,223,364	8,223,364	-		8,223,364
Total other revenues	**-**	**-**	**8,988,748**	**8,988,748**	**-**		**8,988,748**
Total revenues	**327,190,727**	**13,976,906**	**222,361,720**	**563,529,353**	**(77,424,393)**		**486,104,960**

(1) Deductions for student awards: -$73,177,000 (tuition & fees).

(2) Deductions for scholarship awards: -$4,247,000 (Auxiliary)

(3) Employee Fringe Benefits totalled $63,806,000 versus $34,553,000 as reported by OMB

FY 2022 Projected Tuition Revenue (TUIT)

Institution: New Jersey Institute of Technology

Annual FTE Undergraduate = 32 student credit hours / Annual FTE Graduate = 24 student credit hours

A. Annual In-State (excluding special sessions, e.g. summer, winter, etc.)

6,746	FTE Undergraduate	X	$ 14,790.00	(FY 2022 Tuition Rate)	= $ 99,773,340
170	FTE Graduate	X	$ 21,342.00	(FY 2022 Tuition Rate)	= $ 3,628,140
26	FTE Doctoral	X	$ 24,458.00	(FY 2022 Tuition Rate)	= $ 635,908

B. Annual Out-of-State (excluding special sessions, e.g. summer, winter, etc.)

733	FTE Undergraduate	X	$ 30,808.00	(FY 2022 Tuition Rate)	= $ 22,582,264
919	FTE Graduate	X	$ 31,556.00	(FY 2022 Tuition Rate)	= $ 28,999,964
140	FTE Doctoral	X	$ 34,672.00	(FY 2022 Tuition Rate)	= $ 4,854,080

7,479	Total FTE Undergraduate (should match eval data)	
1,089	Total FTE Graduate (should match eval data)	
166	Total FTE Doctoral (should match eval data)	Subtotal $ 160,473,696

Is full-time Undergraduate tuition a flat rate? (Check YES or NO below)

YES **X** NO

If Yes, the flat rate applies to students taking at least **12** Credits, but not more than **19** Credits

Is full-time Graduate and Doctoral tuition a flat rate? (Check YES or NO below)

YES **X** NO

If Yes, the flat rate applies to students taking at least **12** Credits, but not more than **19** Credits

Adjustments *(provide comments for *categories)* :	
Tuition Waivers*	$ -
Tuition Refunds	$ -
Other Adjustments*	$ 6,548,368
Subtotal Tuition + Adjustments	$ 167,022,064
Summer Tuition Revenue:	
Undergraduate	$ 9,087,012
Graduate	$ 3,631,776
Doctoral	$ 118,425
Winter/Special Sessions Tuition Revenue:	
Undergraduate	$ 950,000.00
Graduate	$ -
Net Tuition Revenue Anticipated for FY 2022	$ 180,809,277

(Net Tuition Revenue should match BB-103 information)

TUITION WAIVER NOTE [In the space below provide institutional policy on tuition waiver or list the categories of students who will receive waivers in FY 2022. Attach separate page if necessary.]

OTHER ADJUSTMENTS EXPLANATION [In the space below specify the adjustments due to flat rate tuition or differential tuition rates (e.g., Pharmacy or Engineering program). Attach separate page if necessary.]

Graduate 100% Online Program (flat tuition rate per credit) - 222 FTE Graduate
NJIT @ Jersey City Graduate Programs (flat tuition rate per credit) - 34 FTE Graduate

Total FTE Graduate (should match eval data) 1,511 FTE Graduate/Doctoral

FY 2022 Projected Fees Schedule (FEES)

Institution: **New Jersey Institute of Technology**

	Estimated General Services Revenue*	Estimated Auxiliary Revenue**	Estimated Other Revenue	Estimated Total Revenue
REQUIRED FEES: (Required for all students)				
General Services	$ 29,096,651	$ -	N/A	$ 29,096,651
Student Activity	$ -	$ -	N/A	$ -
Student Center	$ -	$ -	N/A	$ -
Athletic	$ -	$ -	N/A	$ -
Capital Construction/Facility Renovation	$ -	$ -	N/A	$ -
Computing Access/Computer Technology	$ -	$ -	N/A	$ -
Other *(specify)* : Summer Fee	$ 626,583	$ -	$ -	$ 626,583
Other *(specify)* : Winter Fee	$ 86,726	$ -	$ -	$ 86,726
Other *(specify)* : Graduate Registration Fee	$ 10,000	$ -	$ -	$ 10,000
Other *(specify)* : Undergraduate Registration Fee	$ 10,000			$ 10,000
SUBTOTAL	$ 29,829,960	$ -	$ -	$ 29,829,960
OTHER FEES:				
Application	$ 685,000	$ -	N/A	$ 685,000
Graduation	$ 5,000	$ -	N/A	$ 5,000
Late Payment	$ 700,000	$ -	N/A	$ 700,000
Late Registration	$ 10,000	$ -	N/A	$ 10,000
Returned Check	$ -	$ -	N/A	$ -
Transcript	$ 55,000	$ -	N/A	$ 55,000
Orientation	$ -	$ -	N/A	$ -
Parking	$ -	$ 2,825,000	N/A	$ 2,825,000
Laboratory	$ -	$ -	N/A	$ -
Nursing	$ -	$ -	N/A	$ -
Student Teaching	$ -	$ -	N/A	$ -
Other *(specify)* : First Year Student Fee	$ 325,910	$ -	$ -	$ 325,910
Other *(specify)* : International Student	$ 300,000	$ -	$ -	$ 300,000
Other *(specify)* : Matriculation Fee	$ 600,000	$ -	$ -	$ 600,000
Other *(specify)* : Non Matriculating Fees	$ 7,000			$ 7,000
Other *(specify)* : Payment Plan Set-Up	$ 400,000			$ 400,000
Other *(specify)* : Transfer Student Fee	$ 33,000			$ 33,000
Other *(specify)* : ID Card Replacement	$ 13,000			$ 13,000
Other *(specify)* : Gourmet Dining Services		$ 800,000		$ 800,000
Other *(specify)* : Vending Commissions		$ 5,000		$ 5,000
Other *(specify)* :				$ -
Other *(specify)* :				$ -
SUBTOTAL	$ 3,133,910	$ 3,630,000	$ -	$ 6,763,910
TOTAL FEE REVENUE:	**$ 32,963,870**	**$ 3,630,000**	**$ -**	**$ 36,593,870**

NOTES

* Estimated General Services Revenue - Total should match FY 2022 General Services Income amount on the BB-103.

** Estimated Auxiliary Revenue - Total should match FY 2022 Student-Related Fees amount on the BB-103.

NEW JERSEY INSTITUTE OF TECHNOLOGY
SALARY PROGRAM FY2022 AND FY2023 (State)

ESTIMATED SALARY PROGRAM BY BARGAINING UNIT:

Union Totals	FY22 FTE	FY22 Base Salary	FY22 Estimated Salary Program	FY22 Anticipated Cash Need	FY23 Base Salary	FY23 Estimated Salary Program	FY23 Anticipated Cash Need
afscme	99	5,094,691	101,109	5,195,800	5,195,800	103,232	5,299,031
aft-ucan	4	223,500	5,588	229,088	229,088	5,727	234,815
fop	27	1,402,576	50,223	1,452,799	1,452,799	52,232	1,505,031
fop - soa	9	894,835	17,897	912,732	912,732	18,255	930,986
njsolea	2	235,875	4,718	240,593	240,593	4,812	245,404
non-aligned	188	27,105,983	588,566	27,694,549	27,694,549	601,809	28,296,357
opeiu	104	5,380,265	108,744	5,489,009	5,489,009	111,027	5,600,036
psa Faculty	351	51,670,569	1,101,613	52,772,181	52,772,181	1,126,399	53,898,580
psa Lecturer	125	9,410,422	203,567	9,613,989	9,613,989	208,147	9,822,136
psa non tenure Faculty	9	861,323	15,667	876,990	876,990	16,020	893,010
psa Staff	395	31,947,770	632,147	32,579,916	32,579,916	646,370	33,226,286
Grand Total	**1,313**	**134,227,808**	**2,829,837**	**137,057,644**	**137,057,644**	**2,894,029**	**139,951,674**

SALARY PROGRAM PARAMETERS:

	FY22	FY23
	Est. Salary Program	Est. Salary Program
afscme	2.10%	2.10%
aft-ucan	2.50%	2.50%
fop	4.00%	4.00%
fop - soa	2.00%	2.00%
njsolea	2.00%	2.00%
non-aligned	2.25%	2.25%
opeiu	2.10%	2.10%
psa Faculty	2.25%	2.25%
psa Lecturer	2.25%	2.25%
psa non tenure Faculty	2.25%	2.25%
psa Staff	2.25%	2.25%

DISTRIBUTION BY ELEMENT:

Element	FY2022 Estimated Salary Program	FY2023 Estimated Salary Program
Instruction	1,472,716	1,505,815
Research	67,735	69,267
Public Service	14,806	15,139
Academic Support	316,710	323,804
Student Services	262,519	268,391
Institutional Support	521,343	533,833
Operation and Maintenance of Plant	174,006	177,780
Auxiliary Services	0	0
Grand Total	**2,829,837**	**2,894,029**

SECTION 4

FY2023 PRIORITY REQUESTS

New Jersey Institute of Technology
FY2023 Budget Priority Requests

This section identifies budgetary needs above our current appropriation that are defined as initiatives to enable New Jersey's polytechnic university to strategically provide a quality engineering workforce, applied science and technology research, community service, and economic development/industry partnerships to meet New Jersey's economic and societal goals.

Below is a summary of our priority requests for FY2023, which support these objectives.

Total FY2023 Priority Requests ($000's)

Priority Request:	**Total $**
1) Public Polytechnic Adjustment Aid	$9,517
2) Research Institution - Fringe Rate Adjustment Aid	$2,642
3) New Jersey Center on Conservation, Sustainability and Resilience of the Built Infrastructure	$2,500
4) New Jersey Center on Environmental and Engineering Policy	$2,500
Grand Total	**$17,159**

The detailed narratives supporting these requests are included in the proceeding sections.

New Jersey Institute of Technology
FY2023 Budget Priority Requests

1) Public Polytechnic Adjustment Aid

FY23 BUDGET REQUEST

To offset the differential cost of delivering a polytechnic education to its students, NJIT is requesting supplemental adjustment aid totaling $9.5M

BACKGROUND

As New Jersey's public polytechnic university, NJIT educates approximately **one-third of the state's engineers and scientists** and is a top 20 national university in producing Black and Hispanic engineers. Indeed, **more than 60% of Black and Hispanic engineers graduating from New Jersey colleges are NJIT alumni.** Our colleges of architecture, computing, and engineering are among the largest in the region. Much of the diverse STEM workforce desperately needed to serve New Jersey's key industrial sectors is educated at NJIT, and many of the students we enroll come to us from low-income households with great need of support programs in order to navigate our challenging curriculum.

While the State's economy and our STEM graduates reap the benefits of an NJIT degree, State operating aid currently does not take into account the differential cost of delivering a STEM education. Specifically, in a working paper entitled "The Costs of and Net Returns to College Major" published by the National Bureau of Economic Research (NBER), economists from Yale University and the University of Chicago **found that the delivery of STEM majors such as engineering and the physical sciences cost approximately twice as much as the least expensive majors** (business, humanities and library sciences). (See: https://www.nber.org/papers/w23029)

As the State's only polytechnic institution, **NJIT awards the majority of its degrees, 87%, in the more costly disciplines of engineering, physical sciences, computing, and math**. NJIT is also one of only two four-year public universities in the State to offer architecture, another very costly discipline. **All other NJ four-year public universities award on average 22% of their degrees in the STEM disciplines**, enabling them to offset the cost of delivering these academic programs with substantial enrollment in other less costly disciplines (e.g., Sociology, Psychology, Literature).

CHART A: Percent of STEM Degrees by Institution

(Sorted Highest to Lowest % STEM degrees)

Institution	AY 19-20 Total Degrees	% NON-STEM	% STEM
New Jersey Institute of Technology	**2,868**	**13.1%**	**86.9%**
Rutgers, the State University - New Brunswick	13,483	63.9%	36.1%
Rowan University	5,221	76.1%	23.9%
Rutgers, the State University - Newark	3,779	80.7%	19.3%
Stockton University	2,359	81.1%	18.9%
The College of New Jersey	2,063	82.5%	17.5%
Ramapo College of New Jersey	1,576	85.1%	14.9%
William Paterson University of New Jersey	2,393	86.0%	14.0%
New Jersey City University	1,657	86.6%	13.4%
Kean University	3,401	87.2%	12.8%
Montclair State University	5,288	88.7%	11.3%
Rutgers, the State University - Camden	1,834	91.7%	8.3%
Average % STEM Excluding NJIT	**43,054**	**77.6%**	**22.4%**

New Jersey Institute of Technology
FY2023 Budget Priority Requests

In recognition of the differential cost of providing a polytechnic education and given the critical role polytechnic institutes play in training a highly skilled future workforce, other states allocate special appropriations to their public polytech institutions. For example:

- Because of its highly specialized STEM mission, **Colorado School of Mines is** treated as a "Specialty Education Program," **receiving an additional state allocation of 10% of its base funding.**
- **The State of Michigan has a designated line-item in the State Budget: MI-STEM**, which allocates $8.17M to Higher Education Institutions for the cost of delivering these "highly desired academic disciplines."
- **Virginia Polytechnic Institute has a $5.22M budget allocation line item** from the State to address "increased degree production in Data Science and Technology, Science and Engineering, Healthcare and Education."

<u>Methodology for Estimating NJIT's Adjustment Aid: FY23 Budget Request</u>

To offset the differential expense of delivering the more costly polytechnic education to its students, NJIT is requesting supplemental adjustment aid totaling $9.5M based on the following rationale:

1. CALCULATION OF CURRENT BASE STATE OPERATING AID PER DEGREE: **FY22 State funded base operating aid for four-year State institutions per degree = $10,277**. This amount is calculated by dividing the total FY22 base State appropriation of $471,942M for all institutions (excluding TESU), by 45,922, the number of degrees awarded by these institutions in academic year 19-20.

2. CALCULATION OF DIFFERENTIAL COST RATIO: STEM VS. NON-STEM: Utilizing the average cost per major, **as determined by NBER**, the cost of a STEM major relative to a non-STEM major can be determined. For example, using the average cost of delivering a non-stem degree of $34,000 compared to the cost of an engineering degree of $62,297 results in a differential cost ratio of 1.83 for engineering. **Using this methodology, and applying the resulting cost differential to actual degrees awarded by NJIT in academic year 2019-2020 yields the requested Polytechnic Adjustment Aid of $9,516,608 ($44,101,608 - $34,585,000). (SEE CHARTS B & C below.)**

CHART B: Calculation of NJIT's Polytechnic Adjustment Aid Based on NBER Study of Differential Costs by Discipline

	NJIT		Cost Study Comparison			Polytechic Adjustment Aid	
	AY 19-20 Degrees		Base appropriation per degree adjustment			State Adjustment $ Per Degree	
Degree Programs	Degrees Awarded	% Degrees	Price [1] Per Student	Cost [2] Ratio to Non-STEM	State Base Appropriation Per Degree Adustment [3]	NJIT Polytechnic Adjustment Aid Total	
Engineering	1,424	49.7%	62,297	1.83	18,830	26,814,183	
Math	50	1.7%	43,000	1.26	12,997	649,869	
Computer Science	854	29.8%	37,000	1.09	11,184	9,550,960	
Physical Sciences	163	5.7%	54,000	1.59	16,322	2,660,534	
Average - STEM	***2,491***	***86.9%***				***39,675,546***	
Architecture	***73***	2.5%	***59,000***	1.74	17,834	1,301,854	
Average - NON-STEM	***304***	10.6%	***34,000***	1.00	10,277	3,124,208	
Total	**2,868**	**100.0%**				**44,101,608**	**Total Adjusted Appropriation**
						(34,585,000)	NJIT FY22 Base Appropriation
					State Appropriation Average Per Degree	**9,516,608**	**Value of Polytechnic Aid - NJIT**

[1] Chart C - Price per student for each degree - National Bureau of Economic Research

[2] Ratio comparing non-STEM costs to Stem and Architecture costs

[3] Average State base appropriation per degree with a cost ratio to non-STEM applied

Chart C - National Bureau of Economic Research - Total Price Per Student by Discipline

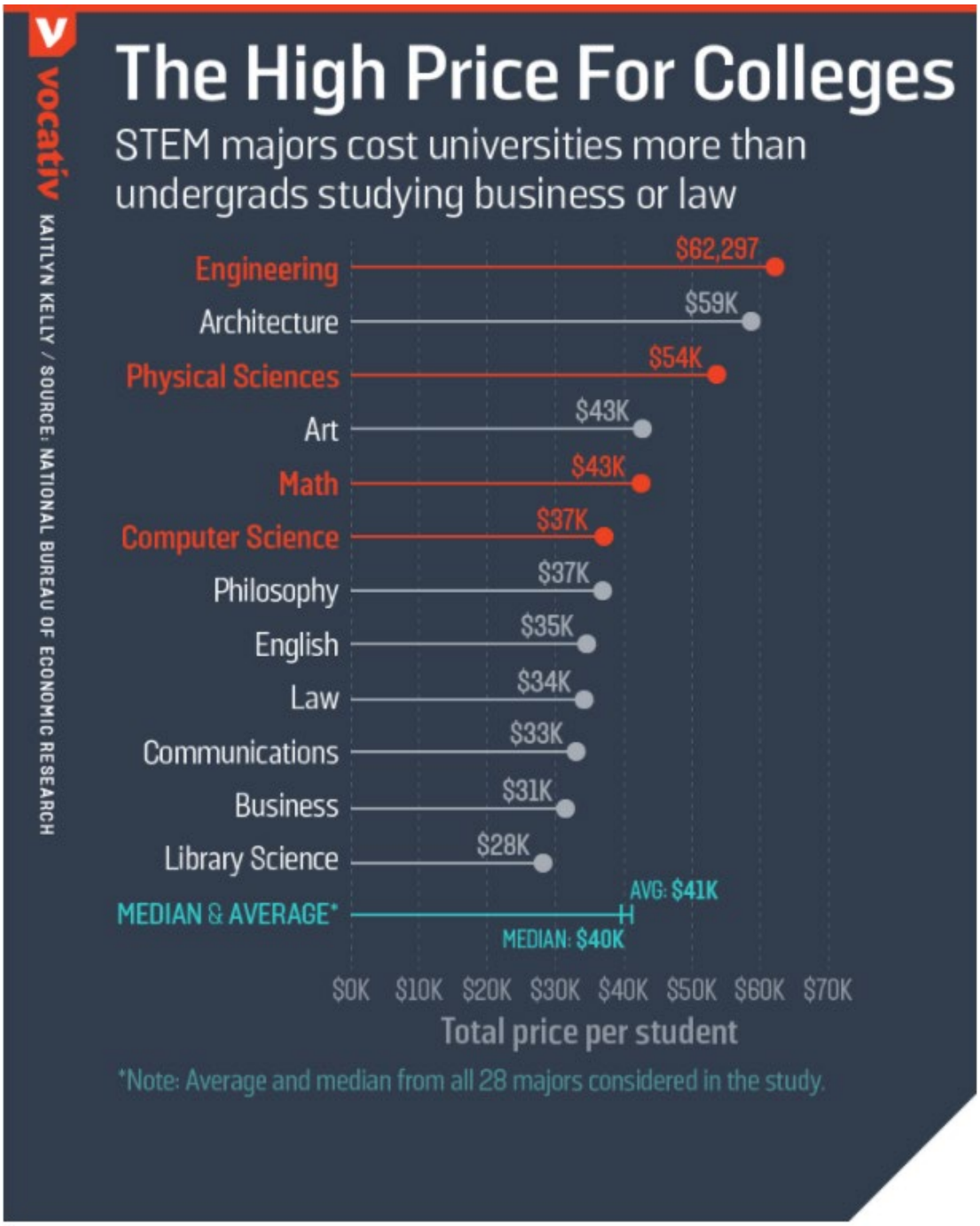

SOURCE: https://www.vocativ.com/391983/engineers-cost-colleges-double-business-grads-stem/index.html

2) Research Institution - Fringe Benefit Rate Adjustment Aid

FY23 Budget Request

To address the **competitive disadvantage the current NJ OMB fringe rate of 61.05%** has on NJIT as a public research institution when competing for Federal grants, OSHE and OMB have offered three options to support our efforts to negotiate a lower fringe rate for sponsored programs. Under **Option #3** below, NJIT is respectfully requesting to reduce its fringe remission rate to the State via a **$2.6M** waiver. This reduction will enable our institution to have a **lower "Sponsored Programs" fringe rate of 35.10%,** making our rate more competitive for research, an important component of our institutional mission.

BACKGROUND

As part of the on-going discussions with the State's senior public research institutions to address the disproportionately high fringe rates and the competitive disadvantage this puts our institutions at when competing for Federal grants, Secretary Brian Bridges (OSHE) and OMB have offered the research institutions' their support through one of the three proposed methodologies below. To compensate for the fringe impact, NJIT is including a proposal in the FY23 State Budget Submission which will increase financial support to the institution using **Option #3** which most directly impacts our research efforts and is the driving force behind this request.

1) Increase the # of state-funded FTE for whom the State pays fringe on the school's behalf,
2) Provide an increased operating subsidy or specific line item in the school's budget, or
3) **Provide a waiver for the difference, or a portion of the difference between the state-charged fringe rate and the school's negotiated rate with the feds for a certain number or type of FTE, effectively reducing quarterly remissions for those non-state staff.**

NJIT is requesting the waiver for the difference in remitting fringe benefits to the State for **full-time employees whose compensation is funded by Sponsored Programs**. Support from the State for this proposal of a new employee class fringe rate to the Department of Health and Human Services (DHHS) would result in a reduced remission rate to the State on sponsored program employee earnings.

Methodology for Estimating NJIT's Reduced Fringe Remission Amount: FY23 Budget Request

The FY22 average fringe benefit rate of our Polytech / STEM peer group is 33.25% compared to the current NJ OMB Remission Rate of 53.4%. NJIT has done an analysis based on a 3-year average of actual fringe benefit expenses for this peer group and **is proposing two fringe remission rates.**

- **9.18% fringe remission rate for sponsored programs at our Big Bear Solar Observatory (BBSO) in California.** This is due to the fact that NJIT purchases health insurance on their behalf from Kaiser Permanente because they are not eligible to participate in the State health benefits program (See Exhibit A)
- **27.0% fringe remission rate for all other sponsored programs** (See Exhibit A)

The fully requested rate to DHHS would be 35.1% which would be inclusive of the FICA and Medicare employer benefits. Preliminary calculations (see Exhibit B) based on our FY22 Quarterly Fringe Remission Estimate comparing the OMB Rate to our proposed rates would **result in a reduced fringe remission to the State of $2.6M**.

New Jersey Institute of Technology
FY2023 Budget Priority Requests

Exhibit A

Rate Components	FY22 NJ OMB Circular Rate	Remission Rates - Full-time Sponsored Employees: NJIT Proposed Remission Rate (BBSO - CA)	NJIT Proposed Rate to DHHS
Pension	27.80%	8.73%	8.73%
Health	24.30%	0.00%	17.82%
Workers' Comp	1.00%	0.00%	0.00%
Unemployment / Temp Disability / Unused Sick	0.30%	0.45%	0.45%
Total Remission Rate	**53.40%**	**9.18%**	**27.00%**
FICA	6.20%	6.20%	6.20%
Medicare	1.45%	1.45%	1.45%
Total	**7.65%**	**7.65%**	**7.65%**
NJIT Specific Benefits		0.45%	0.45%
Grand Total	**61.05%**	**17.28%**	**35.10%**

New Jersey Institute of Technology
FY2023 Budget Priority Requests

Exhibit B

FISCAL YEAR 2022 - FRINGE REMISSION ESTIMATE

INSTITUTION New Jersey Institute of Technology — DATE 10/21/2021

FY 2022 ESTIMATE*		# Pay Periods/ Quarter	PERS/ABP FTE	Total Salary	53.4% Remission	Total Remission
	1Q	6	110	$2,122,864.00	$1,133,609.38	$1,133,609.38
	2Q	7	115	$2,468,165.00	$1,318,000.11	$1,318,000.11
	3Q	6	114	$2,114,233.00	$1,129,000.42	$1,129,000.42
	4Q	7	111	$2,513,110.00	$1,342,000.74	$1,342,000.74
TOTALS		**26**		**$9,218,372**	**$4,922,610.65**	**$4,922,610.65**

FY 2022 ESTIMATE*		# Pay Periods/ Quarter	PERS/ABP (All Other) FTE	Total Salary	27.0% Remission	PERS/ABP (BBSO FTE	Total Salary	9.2% Remission	Total Remission
	1Q	6	99	$1,852,864.00	$500,273.28	11	$270,000.00	$24,786.00	$525,059.28
	2Q	7	104	$2,153,165.00	$581,354.55	11	$315,000.00	$28,917.00	$610,271.55
	3Q	6	103	$1,844,233.00	$497,942.91	11	$270,000.00	$24,786.00	$522,728.91
	4Q	7	100	$2,198,110.00	$593,489.70	11	$315,000.00	$28,917.00	$622,406.70
TOTALS		**26**		**$8,048,372**	**$2,173,060.44**		**$1,170,000**	**$107,406.00**	**$2,280,466.44**

**FY22 Estimate based on preliminary fringe benefits rate; final rate pending federal approval.*

$2,642,144.21

Comments/Explanation (Please comment/explain any significant changes compared to the previous year that are NOT due to fringe rate change.)

3) The New Jersey Center on Conservation, Sustainability and Resilience of the Built Infrastructure

Objective:

(1) Provide ongoing up-to-date real-time view of the major built infrastructure assets of New Jersey, including their condition, usability and availability.
(2) Maintain an inventory and design tools focused on ongoing, planned, and proposed infrastructure developments; offer computer models, visualizations, simulations and policy proposals on impacts of proposed infrastructure expansions on the State's populations, social factors, economy (incl. competitiveness), and the environment (incl. green substructures).
(3) Educate the public and develop relevant apprenticeship programs for young people.

Rationale:

Large sections of New Jersey's infrastructure are known to be deteriorated, and in need of significant investments (e.g., close to 8% of NJ bridges are rated structurally deficient; 229 dams are considered to be high hazard potential). Yet we do not have at present an integrated view of all major infrastructure classes and assets in the State, to the detriment of planners and decision makers. Creating this integrated view – using NJIT's experts in engineering, architecture, urban design, transportation, forecasting, artificial intelligence and computer modeling – would provide decision makers with reliable and comprehensive information about NJ's infrastructure assets, and will contribute to effective, data-driven policies on retrofitting, expansion, and greening of the State's infrastructure.

Focus Areas:

- A central continually-updated resource of information on the built infrastructure of New Jersey, including estimates of value, usability, availability, 'green index,' and trends.
- Linking trends of the build infrastructure with the *human* and *living* infrastructures of the State.
- A tracker of major built infrastructure projects, plans and proposals, along with impact studies, computer models, analysis of design alternatives, visualizations, and simulations.
- Development of studies and policy recommendations concerning the State's built infrastructure for decision makers, NJ government, and industry
    - Assisting in developing priorities ("the best return on investment from the next dollar").
    - Balancing <u>protection and extension of useful life of existing infrastructure</u> with new expansions.
- Education of the public on the state's infrastructure assets, and instruction of the next generation of infrastructure developers and maintainers.

Principal Activities and Outcomes:

- Updated publicly-available databases on the key infrastructure assets of the State, including history, usability, availability, useful life, trends and forecasts
- Publication of the *New Jersey Built Infrastructure Yearbook and Review* (in cooperation with ASCE), including analysis of the most effective return on future investment in NJ infrastructure
- An annual workshop on progress and trends of New Jersey's built infrastructures
- An active "expert bank" and visualization and simulation tools for the use of branches of the NJ government, planners, students and researchers

- Development and dissemination of resources for decision makers, pre-university educators, community colleges, and universities
- Apprenticeship and instructional programs for young people in the key areas of infrastructure

FY23 Proposed Budget: $2.5 million (establishment – personnel, physical plant, equipment, communications and computing).

4) The New Jersey Center on Environmental and Engineering Policy

Objective:

(1) Collect, store, disseminate and analyze environmental and climate data to enable forecasting about New Jersey and adjacent counties, for use by decision makers in State and local government, NJ industry, and the general citizenry.
(2) Advance effective policies to reduce greenhouse gas emissions; promote and guide transition to clean energy; improve resilience and adjustments to climate change in the State; and develop efficient operational and financial plans to achieve these goals.

Rationale:

The general impacts of climate change are widely studied. However, unique environmental, ecological and economic factors that are specific to New Jersey require custom-made solutions. These solutions need to be tailored to the distinctive geography, ecology, and population of the State. The proposed Center will mobilize the capabilities of NJIT's experts in engineering, environment science, management, forecasting, data science, and computer modeling, to develop policy proposals on environmental effects in a wide spectrum of areas. These areas include ecosystems, wildlife, native species, habitats, water, sea levels and shores, as well as the human made infrastructure and human health.

Focus Areas:

- Impact on human health
  - Including effect of heatwaves (urban and rural areas); air quality; strains on cooling infrastructure; greater energy demand; effects on allergens, ticks and mosquitoes; exposure to vector-borne diseases (Lyme disease and West Nile Virus)
- Impact on biodiversity in NJ (including wildlife, native species and habitats)
- Impact on NJ's ecosystems
  - The Highlands, Pine Barrens Ecosystem, The Delaware Bayshore
- Impact on precipitation and sea-level rise
- Impact on major economic sectors in NJ (esp., Agriculture)
- Impact on water supply and water quality
  - (e.g., access to clean water, future of current supply of 379 million gallons of drinking water daily from the Highlands; waterborne illnesses)

Principal Activities and Outcomes:

- Updated publicly-available databases on environmental trends in NJ and their long-term impacts
- The annual *New Jersey Environmental Yearbook* and *Workshop on New Jersey's Climate, Ecology and Environmental Trends*
- An active "expert bank" for the benefit of branches of the NJ government
- Resources for decision makers
  - Including short courses, seminars and workshops, forecasts and policy drafts
- Resources for pre-university education
  - Including teacher training, curriculum development, summer camps, mobile exhibits, center-led activities in high schools and middle schools, and tours for students and teachers

- Resources for university researchers
    - Assembling research project teams to compete on national grants

FY23 Proposed Budget: $2.5 million (establishment – personnel, physical plant, equipment, communications and computing).

STATE OFNEW JERSEY
DEPARTMENT OF THE TREASURY
OFFICE OF MANAGEMENT AND BUDGET
FISCAL YEAR 2023
PLANNING DOCUMENT BUDGET INITIATIVE FORM (BIF)
For

DEPARTMENT OF STATE
NJ INSTITUTE OF TECHNOLOGY

Title: **Public Polytechnic Adjustment Aid**

Type: Growth

CIC: Potential Growth (Discretionary) ☐ **Legislation** ☐ **Capital Request** ☐ **It Component**

Space Needs: No Effect **Rank:** 1

Initiative Description:

As New Jersey's public polytechnic university, NJIT educates approximately one-third of the state's engineers and scientists and is a top 20 national university in producing Black and Hispanic engineers. Indeed, more than 60% of Black and Hispanic engineers graduating from New Jersey colleges are NJIT alumni. Our colleges of architecture, computing, and engineering are among the largest in the region. Much of the diverse STEM workforce desperately needed to serve New Jersey's key industrial sectors is educated at NJIT, and many of the students we enroll come to us from low-income households with great need of support programs in order to navigate our challenging curriculum.

But while the State's economy and our STEM graduates reap the benefits of an NJIT degree, State operating aid currently does not take into account the differential cost of delivering a STEM education. Specifically, in a working paper entitled "The Costs of and Net Returns to College Major" published by the National Bureau of Economic Research (NBER), economists from Yale University and the University of Chicago found that the delivery of STEM majors such as engineering and the physical sciences cost approximately twice as much as the least expensive majors (business, humanities and library sciences). (See: https://www.nber.org/papers/w23029).

As the State's only polytechnic institution, NJIT awards the majority of its degrees, 87%, in the more costly disciplines of engineering, physical sciences, computing, and math. NJIT is also one of only two four-year public universities in the State to offer architecture, another very costly discipline. All other NJ four-year public universities award on average 22% of their degrees in the STEM disciplines, enabling them to offset the cost of delivering these academic programs with substantial enrollment in other less costly disciplines (e.g., Sociology, Psychology, Literature). STEM research, another area meriting State support, is more broadly applied at NJIT, Rutgers and Rowan universities.

Impact

To offset the differential cost of delivering a polytechnic education to its students, NJIT is requesting supplemental adjustment aid totaling $9.5M.

Out-year Considerations

In recognition of the differential cost of providing a polytechnic education and given the critical role polytechnic institutes play in training a highly skilled future workforce, this aid will enable NJIT to continue its historic growth and economic impact on the behalf of the State of New Jersey and its citizens

Language

FY Funding

	FY 2023	FY 2024	FY 2025	FY 2026
Total Fiscal Year Funding:	$0	$9,517	$9,517	$9,517
Change:	$9,517	$0	$0	$0
Total FY Budget Request:	$9,517	$9,517	$9,517	$9,517

STATE OFNEW JERSEY
DEPARTMENT OF THE TREASURY
OFFICE OF MANAGEMENT AND BUDGET
FISCAL YEAR 2023
PLANNING DOCUMENT BUDGET INITIATIVE FORM (BIF)
For

DEPARTMENT OF STATE
NJ INSTITUTE OF TECHNOLOGY

Title: **Research Institution - Fringe Rate Adjustment Aid**

Type: Reduction

CIC: Potential Growth (Discretionary) ☐ **Legislation** ☐ **Capital Request** ☐ **It Component**

Space Needs: No Effect **Rank:** 2

Initiative Description:

To address the competitive disadvantage the current NJ OMB fringe rate of 61.05% has on NJIT as a public research institution when competing for Federal grants, OSHE and OMB have offered three options to support our efforts to negotiate a lower fringe rate for sponsored programs. As part of the on-going discussions with the State's senior public research institutions to address the disproportionately high fringe rates and the competitive disadvantage this puts our institutions at when competing for Federal grants, Secretary Brian Bridges (OSHE) and OMB have offered the research institutions' their support through one of the three proposed methodologies below. To compensate for the fringe impact, NJIT is including a proposal in the FY23 State Budget Submission which will increase financial support to the institution using Option #3 which most directly impacts our research efforts and is the driving force behind this request.

1) Increase the # of state-funded FTE for whom the State pays fringe on the school's behalf,
2) Provide an increased operating subsidy or specific line item in the school's budget, or
3) Provide a waiver for the difference, or a portion of the difference between the state-charged fringe rate and the school's negotiated rate with the feds for a certain number or type of FTE, effectively reducing quarterly remissions for those non-state staff.

Impact

Under Option #3, NJIT is respectfully requesting to reduce its fringe remission rate to the State via a $2.6M waiver. This reduction will enable our institution to have a lower "Sponsored Programs" fringe rate of 35.10%, making our rate more competitive for research, an important component of our institutional mission.

Out-year Considerations

NJIT is requesting the waiver for the difference in remitting fringe benefits to the State for full-time employees whose compensation is funded by Sponsored Programs. Support from the State for this proposal of a new employee class fringe rate to the Department of Health and Human Services (DHHS) would result in a reduced remission rate to the State on sponsored program employee earnings. This reduction will enable our institution to have a lower "Sponsored Programs" fringe rate of 35.10%, making our rate more competitive for research, an important component of our institutional mission. Note the estimated value of the waiver is subject to change based on the volume of sponsored research activity occuring at NJIT in a given fiscal year.

Language

FY Funding

	FY 2023	FY 2024	FY 2025	FY 2026
Total Fiscal Year Funding:	$0	$2,642	$2,642	$2,642
Change:	$2,642	$0	$0	$0
Total FY Budget Request:	$2,642	$2,642	$2,642	$2,642

STATE OFNEW JERSEY
DEPARTMENT OF THE TREASURY
OFFICE OF MANAGEMENT AND BUDGET
FISCAL YEAR 2023
PLANNING DOCUMENT BUDGET INITIATIVE FORM (BIF)
For

DEPARTMENT OF STATE
NJ INSTITUTE OF TECHNOLOGY

Title: **The New Jersey Center on Conservation, Sustainability and Resilience of the Built Infrastructure**

Type: Growth

CIC: Potential Growth (Discretionary) ☐ **Legislation** ☐ **Capital Request** ☐ **It Component**

Space Needs: No Effect **Rank:** 3

Initiative Description:

Large sections of New Jersey's infrastructure are known to be deteriorated, and in need of significant investments (e.g., close to 8% of NJ bridges are rated structurally deficient; 229 dams are considered to be high hazard potential). Yet we do not have at present an integrated view of all major infrastructure classes and assets in the State, to the detriment of planners and decision makers. Creating this integrated view – using NJIT's experts in engineering, architecture, urban design, transportation, forecasting, artificial intelligence and computer modeling – would provide decision makers with reliable and comprehensive information about NJ's infrastructure assets, and will contribute to effective, data-driven policies on retrofitting, expansion, and greening of the State's infrastructure.

Impact

The The New Jersey Center on Conservation, Sustainability and Resilience of the Built Infrastructure will provide ongoing up-to-date real-time view of the major built infrastructure assets of New Jersey, including their condition, usability and availability.

The center will maintain an inventory and design tools focused on ongoing, planned, and proposed infrastructure developments; offer computer models, visualizations, simulations and policy proposals on impacts of proposed infrastructure expansions on the State's populations, social factors, economy (incl. competitiveness), and the environment (incl. green substructures).

In addiiton, the center will also educate the public and develop relevant apprenticeship programs for young people.

Estimated budget needs of $2.5M to support personnel, physical plant, equipment, communications and computing.

Out-year Considerations

•A central continually-updated resource of information on the built infrastructure of New Jersey, including estimates of value, usability, availability, 'green index,' and trends.
•Linking trends of the build infrastructure with the human and living infrastructures of the State.
•A tracker of major built infrastructure projects, plans and proposals, along with impact studies, computer models, analysis of design alternatives, visualizations, and simulations.
•Development of studies and policy recommendations concerning the State's built infrastructure for decision makers, NJ government, and industry
  o Assisting in developing priorities ("the best return on investment from the next dollar").
  o Balancing protection and extension of useful life of existing infrastructure with new expansions.
•Education of the public on the state's infrastructure assets, and instruction of the next generation of infrastructure developers and maintainers.

Language

FY Funding

	FY 2023	FY 2024	FY 2025	FY 2026
Total Fiscal Year Funding:	$0	$2,500	$2,500	$2,500
Change:	$2,500	$0	$0	$0
Total FY Budget Request:	$2,500	$2,500	$2,500	$2,500

STATE OFNEW JERSEY
DEPARTMENT OF THE TREASURY
OFFICE OF MANAGEMENT AND BUDGET
FISCAL YEAR 2023
PLANNING DOCUMENT BUDGET INITIATIVE FORM (BIF)
For

DEPARTMENT OF STATE
NJ INSTITUTE OF TECHNOLOGY

Title: **The New Jersey Center on Environmental and Engineering Policy**

Type: Growth

CIC: Potential Growth (Discretionary) ☐ **Legislation** ☐ **Capital Request** ☐ **It Component**

Space Needs: No Effect **Rank:** 4

Initiative Description:

The general impacts of climate change are widely studied. However, unique environmental, ecological and economic factors that are specific to New Jersey require custom-made solutions. These solutions need to be tailored to the distinctive geography, ecology, and population of the State. The proposed Center will mobilize the capabilities of NJIT's experts in engineering, environment science, management, forecasting, data science, and computer modeling, to develop policy proposals on environmental effects in a wide spectrum of areas. These areas include ecosystems, wildlife, native species, habitats, water, sea levels and shores, as well as the human made infrastructure and human health.

Impact

The New Jersey Center on Environmental Forecasting, Engineering and Policy will collect, store, disseminate and analyze environmental and climate data to forecast about New Jersey and adjacent counties, for use by decision makers in State and local government, NJ industry, and the general citizenry.

In addition, the center will also advance effective policies to reduce greenhouse gas emissions; promote and guide transition to clean energy; improve resilience and adjustments to climate change in the State; and develop efficient operational and financial plans to achieve these goals. Estimated budget needs of $2.5M to support personnel, physical plant, equipment, communications and computing.

Out-year Considerations

The New Jersey Center on Environmental Forecasting, Engineering and Policy will have various initiative impacts, including:

•Impact on human health
o Including effect of heatwaves (urban and rural areas); air quality; strains on cooling infrastructure; greater energy demand; effects on allergens, ticks and mosquitoes; exposure to vector-borne diseases (Lyme disease and West Nile Virus)
•Impact on biodiversity in NJ (including wildlife, native species and habitats)
•Impact on NJ's ecosystems
o The Highlands, Pine Barrens Ecosystem, The Delaware Bayshore
•Impact on precipitation and sea-level rise
•Impact on major economic sectors in NJ (esp., Agriculture)
•Impact on water supply and water quality
o (e.g., access to clean water, future of current supply of 379 million gallons of drinking water daily from the Highlands; waterborne illnesses)

Language

FY Funding

	FY 2023	FY 2024	FY 2025	FY 2026
Total Fiscal Year Funding:	$0	$2,500	$2,500	$2,500
Change:	$2,500	$0	$0	$0
Total FY Budget Request:	$2,500	$2,500	$2,500	$2,500

SECTION 5

CAPITAL BUDGET

Department Priority Summary Report- All Fund Sources

Department Priority	Project Title	Organization	Project Number	FY 2023	FY 2024	FY 2025	FY 2026 - 2029	Total
75 C	**New Jersey Institute of Technology**							
1	CURRENT/DEFERRED MAINTENANCE	NJIT - NEW JERSEY INSTITUTE OF TECHNOLOGY	838	$25,000	$25,000	$25,000	$25,000	$100,000
2	THE IDEAS CENTER: INNOVATION, DESIGN, EDU	NJIT - NEW JERSEY INSTITUTE OF TECHNOLOGY	1230	$0	$0	$34,916	$34,916	$69,832
3	LIBRARY	NJIT - NEW JERSEY INSTITUTE OF TECHNOLOGY	324	$8,138	$11,015	$22,511	$40,163	$81,827
4	ACADEMIC BUILDING	NJIT - NEW JERSEY INSTITUTE OF TECHNOLOGY	27	$0	$6,230	$62,938	$69,169	$138,337
5	EXPANSION OF THE LIFE SCIENCES AND ENGIN	NJIT - NEW JERSEY INSTITUTE OF TECHNOLOGY	1253	$0	$0	$5,408	$59,467	$64,875
6	RESEARCH BUILDING	NJIT - NEW JERSEY INSTITUTE OF TECHNOLOGY	1350	$0	$0	$15,000	$135,000	$150,000
7	ENGINEERING FACILITY EXPANSION	NJIT - NEW JERSEY INSTITUTE OF TECHNOLOGY	1254	$0	$0	$0	$70,214	$70,214
			Department Total	$33,138	$42,245	$165,773	$433,929	$675,085

Capital Project Report by Org & Priority

11/2/2021

Project Number:	**838**	***Project Title:***	CURRENT/DEFERRED MAINTENANCE
Project Type:	**A06** Preservation-Other	***Department:***	NEW JERSEY INSTITUTE OF TECHNOLOGY
		Organization:	NJIT - NEW JERSEY INSTITUTE OF TECHNOLOGY
Department Priority:	**1**	***Facility Name:***	NEW JERSEY INSTITUTE OF TECHNOLOGY
New Project:	Yes	***Project Location:***	NJIT NEWARK

PROJECT DESCRIPTION AND JUSTIFICATION

The university has continued to extend the standard replacement lifecycle for campus facilities. NJIT has invested resources to begin the mitigation of the deferred maintenance backlog; however, the resources are limited and have been addressing the most emergent issues. Current identified backlog includes, but is not limited to, the following: Tiernan Hall ($32M), Mechanical Engineering Center ($5M), Cullimore Hall ($4M), Campbell Hall ($3.2M), Colton Hall ($2.1M), Cypress Hall ($7M), York Center ($5M) and Laurel Hall ($9M).

PROJECT ANNUAL OPERATING IMPACT (000's)

IMPACT	INCREASE	DECREASE
No	$0	$0

EXPLANATION:

Cost avoidance by installing more energy efficient equipment and systems. If funds are not available, tuition rates will be increased to cover required repairs.

PROJECT PHASE	***ESTIMATED COST (000's)***
CONSTRUCTION	$100,000
Total Estimated Cost:	**$100,000**

(000's)

FUND TYPE	FY-2023	FY- 2024	FY- 2025	FY- 2026 - 2029	TOTAL PROJECT COST
General	$25,000	$25,000	$25,000	$25,000	$100,000
TOTALS	**$25,000**	**$25,000**	**$25,000**	**$25,000**	**$100,000**

Capital Project Report by Org & Priority

11/2/2021

Project Number:	**1230**	***Project Title:***	THE IDEAS CENTER: INNOVATION, DESIGN, EDUCATIO
Project Type:	**E03** Construction-Renovations and Rehabilitation	***Department:***	NEW JERSEY INSTITUTE OF TECHNOLOGY
		Organization:	NJIT - NEW JERSEY INSTITUTE OF TECHNOLOGY
Department Priority:	**2**	***Facility Name:***	
New Project:	Yes	***Project Location:***	

PROJECT DESCRIPTION AND JUSTIFICATION

The project converts Tiernan Hall into an IDEAS Center and transforms the entire building. Currently, Tiernan Hall is an aging building in need of an overhaul of all mechanical and electrical systems. It also requires renovation and modernization of twelve classrooms, including a large lecture hall, and thirteen instructional laboratories (five for chemistry, four for physics, and four for chemical engineering). When complete, the building will provide state of the art homes for three departments: Chemistry and Environmental Science; Physics; Chemical, Biological, and Pharmaceutical Engineering.

PROJECT ANNUAL OPERATING IMPACT (000's)

IMPACT	INCREASE	DECREASE
No	$0	$0

EXPLANATION:

Cost avoidance due to new, modern equipment

PROJECT PHASE	***ESTIMATED COST (000's)***
CONSTRUCTION	$56,228
FURNISHING AND FIXTURES	$6,622
FEES	$6,982
Total Estimated Cost:	**$69,832**

(000's)

FUND TYPE	FY-2023	FY- 2024	FY- 2025	FY- 2026 - 2029	TOTAL PROJECT COST
Bond	$0	$0	$34,916	$34,916	$69,832
TOTALS	**$0**	**$0**	**$34,916**	**$34,916**	**$69,832**

Capital Project Report by Org & Priority

11/2/2021

Project Number:	**324**	***Project Title:***	LIBRARY
Project Type:	**E03** Construction-Renovations and Rehabilitation	***Department:***	NEW JERSEY INSTITUTE OF TECHNOLOGY
		Organization:	NJIT - NEW JERSEY INSTITUTE OF TECHNOLOGY
Department Priority:	**3**	***Facility Name:***	NEW JERSEY INSTITUTE OF TECHNOLOGY
New Project:	Yes	***Project Location:***	VAN HOUTEN LIBRARY - NEWARK

PROJECT DESCRIPTION AND JUSTIFICATION

Planned renovation and expansion of existing library to create a learning commons with additional student support services and on-line/multimedia library material and access. It will provide a new learning environment including provisions for group projects utilizing current technologies. The expansion is necessary based on the increase in student population through year 2025 and is outlined in the NJIT facilities master plan.

PROJECT ANNUAL OPERATING IMPACT (000's)

IMPACT	INCREASE	DECREASE
No	$544	$0

EXPLANATION:

Additional operating and maintenance cost.

PROJECT PHASE	***ESTIMATED COST (000's)***
CONSTRUCTION	$60,888
FURNISHING AND FIXTURES	$10,500
OTHER	$1,785
FEES	$8,654
Total Estimated Cost:	**$81,827**

(000's)

FUND TYPE	FY-2023	FY- 2024	FY- 2025	FY- 2026 - 2029	TOTAL PROJECT COST
General	$8,138	$11,015	$22,511	$40,163	$81,827
TOTALS	**$8,138**	**$11,015**	**$22,511**	**$40,163**	**$81,827**

Capital Project Report by Org & Priority

11/2/2021

Project Number:	**27**	***Project Title:***	ACADEMIC BUILDING
Project Type:	**E04** Construction-Other	***Department:***	NEW JERSEY INSTITUTE OF TECHNOLOGY
		Organization:	NJIT - NEW JERSEY INSTITUTE OF TECHNOLOGY
Department Priority:	**4**	***Facility Name:***	NEW JERSEY INSTITUTE OF TECHNOLOGY
New Project:	Yes	***Project Location:***	NEWARK

PROJECT DESCRIPTION AND JUSTIFICATION

A new multi-purpose facility, constructed to meet current and projected demand, providing much needed instructional, academic and academic support space for a growing array of disciplines and multi-disciplinary areas of activity. This facility provides for teaching and learning, including facilities for online and converged classrooms, accommodating NJIT's growth.

PROJECT ANNUAL OPERATING IMPACT (000's)

IMPACT	INCREASE	DECREASE
Yes	$1,480	$0

EXPLANATION:

Additional operating and maintenance costs.

PROJECT PHASE	***ESTIMATED COST (000's)***
CONSTRUCTION	$116,550
FURNISHING AND FIXTURES	$8,400
OTHER	$2,625
FEES	$10,762
Total Estimated Cost:	**$138,337**

FUND TYPE	**FY-**2023	(000's) **FY-** 2024	**FY-** 2025	**FY-** 2026 - 2029	**TOTAL PROJECT COST**
General	$0	$6,230	$62,938	$69,169	$138,337
TOTALS	**$0**	**$6,230**	**$62,938**	**$69,169**	**$138,337**

Capital Project Report by Org & Priority

11/2/2021

Project Number:	**1253**	***Project Title:***	EXPANSION OF THE LIFE SCIENCES AND ENGINEERING
Project Type:	**E03** Construction-Renovations and Rehabilitation	***Department:***	NEW JERSEY INSTITUTE OF TECHNOLOGY
		Organization:	NJIT - NEW JERSEY INSTITUTE OF TECHNOLOGY
Department Priority:	**5**	***Facility Name:***	
New Project:	Yes	***Project Location:***	

PROJECT DESCRIPTION AND JUSTIFICATION

The Life Sciences and Engineering Center, constructed in 2016, supports multi-discipline, collaborative research between the life sciences and engineering disciplines. The NJIT Facilities Master Plan outlines the need for space to accommodate further growth in these critical areas through 2025. The existing facility, planned for future expansion, provides for 50,000 GSF in additional space on the current site to support the critical integration of these fields.

PROJECT ANNUAL OPERATING IMPACT (000's)

IMPACT	INCREASE	DECREASE
Yes	$400	$0

EXPLANATION:

Additional operating and maintenance costs.

PROJECT PHASE	***ESTIMATED COST (000's)***
CONSTRUCTION	$54,075
FURNISHING AND FIXTURES	$4,867
OTHER	$525
FEES	$5,408
Total Estimated Cost:	**$64,875**

(000's)

FUND TYPE	FY-2023	FY- 2024	FY- 2025	FY- 2026 - 2029	TOTAL PROJECT COST
Bond	$0	$0	$5,408	$59,467	$64,875
TOTALS	**$0**	**$0**	**$5,408**	**$59,467**	**$64,875**

Capital Project Report by Org & Priority

11/2/2021

Project Number:	**1350**	***Project Title:***	RESEARCH BUILDING
Project Type:	**E02** Construction-New	***Department:***	NEW JERSEY INSTITUTE OF TECHNOLOGY
		Organization:	NJIT - NEW JERSEY INSTITUTE OF TECHNOLOGY
Department Priority:	**6**	***Facility Name:***	
New Project:	Yes	***Project Location:***	

PROJECT DESCRIPTION AND JUSTIFICATION

NJIT is a Carnegie RI Research University. Based on the growth of externally funded research, the University will require 150,000 GSF of new research space by 2026. The multidisciplinary facility will promote collaborative research in science and engineering. The new facility will be constructed on University land in the University Heights Science and Technology Park.

PROJECT ANNUAL OPERATING IMPACT (000's)

IMPACT	INCREASE	DECREASE
No	$0	$0

EXPLANATION:

PROJECT PHASE	***ESTIMATED COST (000's)***
CONSTRUCTION	$120,000
FURNISHING AND FIXTURES	$15,000
FEES	$15,000
Total Estimated Cost:	**$150,000**

(000's)

FUND TYPE	FY-2023	FY- 2024	FY- 2025	FY- 2026 - 2029	TOTAL PROJECT COST
Bond	$0	$0	$15,000	$135,000	$150,000
TOTALS	**$0**	**$0**	**$15,000**	**$135,000**	**$150,000**

Capital Project Report by Org & Priority

11/2/2021

Project Number:	**1254**	***Project Title:***	ENGINEERING FACILITY EXPANSION
Project Type:	**E03** Construction-Renovations and Rehabilitation	***Department:***	NEW JERSEY INSTITUTE OF TECHNOLOGY
		Organization:	NJIT - NEW JERSEY INSTITUTE OF TECHNOLOGY
Department Priority:	**7**	***Facility Name:***	
New Project:	Yes	***Project Location:***	

PROJECT DESCRIPTION AND JUSTIFICATION

The Newark College of Engineering remains NJIT's largest college providing education to half of our students in the various engineering disciplines. The Facilities Master Plan outlines a need for additional space to accommodate teaching laboratories and support spaces to serve our students. The 65,000 GSF facility will be constructed on land currently owned by NJIT and will add to the engineering complex created by Faculty Memorial Hall, Tiernan Hall, and the Electrical and Computer Engineering Center.

PROJECT ANNUAL OPERATING IMPACT (000's)

IMPACT	INCREASE	DECREASE
Yes	$520	$0

EXPLANATION:

Additional operating and maintenance costs.

PROJECT PHASE	***ESTIMATED COST (000's)***
CONSTRUCTION	$54,075
FURNISHING AND FIXTURES	$6,326
OTHER	$2,783
FEES	$7,030
Total Estimated Cost:	**$70,214**

(000's)

FUND TYPE	FY-2023	FY- 2024	FY- 2025	FY- 2026 - 2029	TOTAL PROJECT COST
Bond	$0	$0	$0	$70,214	$70,214
TOTALS	**$0**	**$0**	**$0**	**$70,214**	**$70,214**