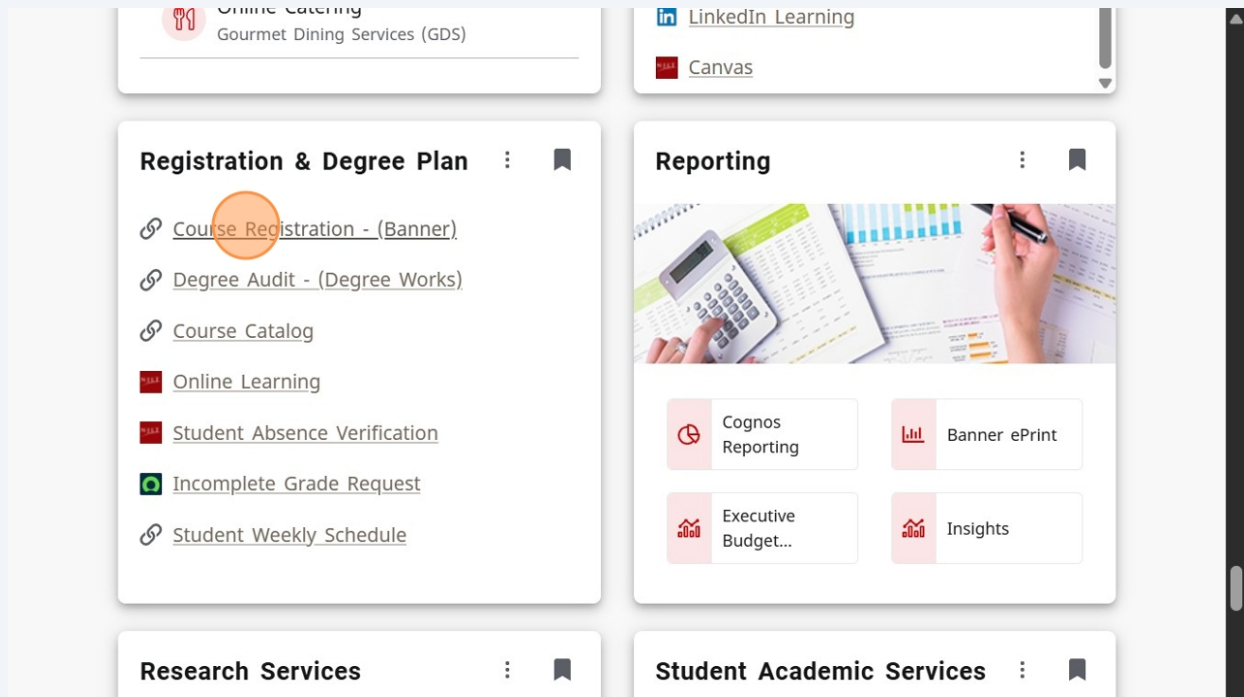


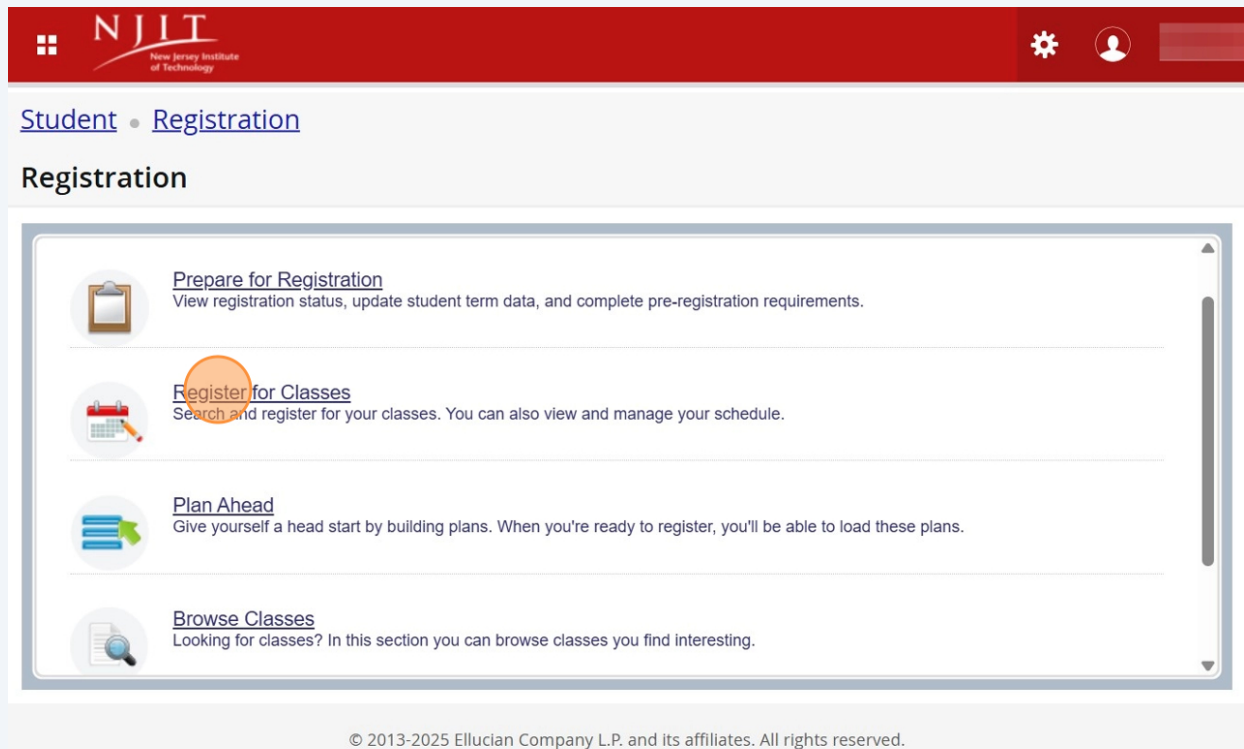
How To Register For Classes Online

1

Log in to my.njit.edu with your UCID and password. Then go to the 'Registration and Degree Plan' card. Click 'Course Registration - (Banner)'.







2 Click 'Register for Classes'.



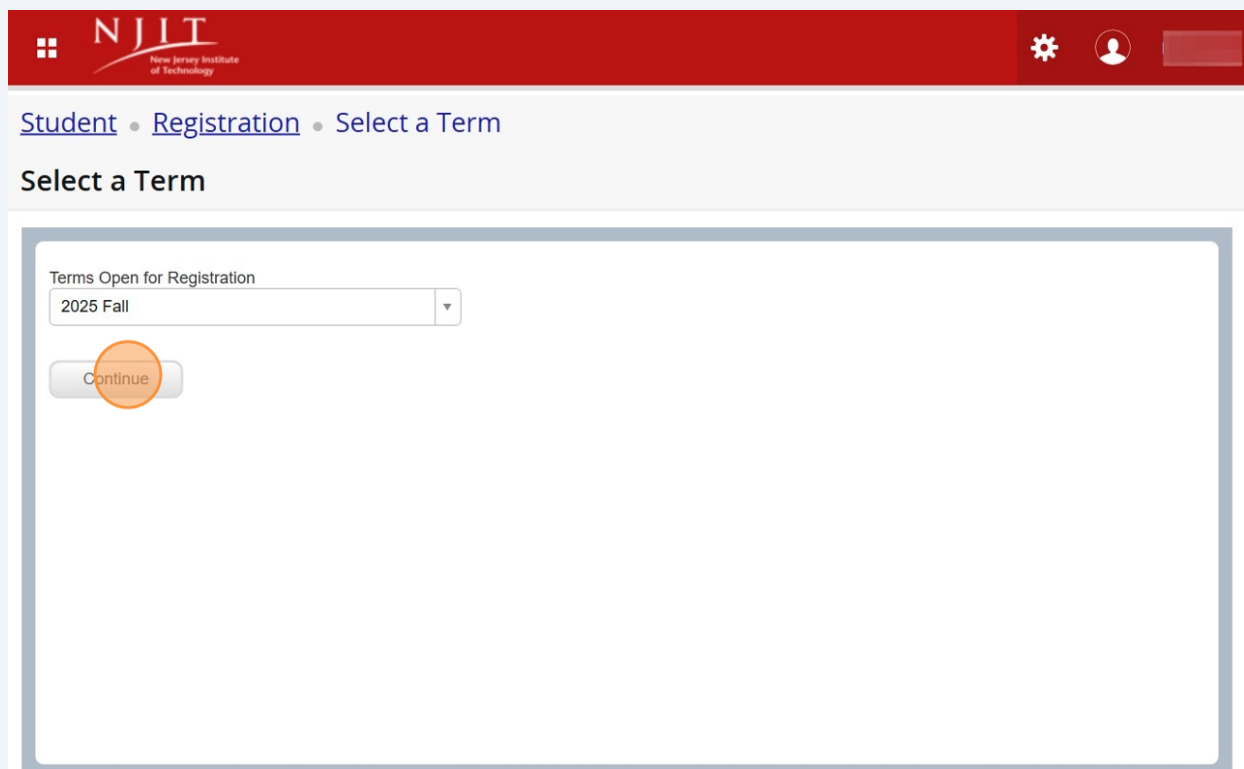
Student • [Registration](#)

Registration

-  [Prepare for Registration](#)
View registration status, update student term data, and complete pre-registration requirements.
-  [Register for Classes](#)
Search and register for your classes. You can also view and manage your schedule.
-  [Plan Ahead](#)
Give yourself a head start by building plans. When you're ready to register, you'll be able to load these plans.
-  [Browse Classes](#)
Looking for classes? In this section you can browse classes you find interesting.

© 2013-2025 Ellucian Company L.P. and its affiliates. All rights reserved.

3 Select the term from the 'Terms Open for Registration' dropdown menu then click 'Continue'.



Student • [Registration](#) • [Select a Term](#)

Select a Term


Terms Open for Registration

2025 Fall ▼

[Continue](#)

4

Search for classes using 'Subject' and 'Course Number' fields.



[Student](#) • [Registration](#) • [Select a Term](#) • [Register for Classes](#)

Register for Classes

Find Classes | Enter CRNs | Plans | Schedule and Options

Enter Your Search Criteria ⓘ

Term: 2025 Fall

Subject

Course Number

Keyword

[Clear](#) [Advanced Search](#)


Schedule | Schedule Details | **Summary**

Class Schedule for 2025 Fall

Title	Details	Hour	CRN	Schedule	Stz
-------	---------	------	-----	----------	-----

5

Alternatively, you can search for a specific class section using the section's CRN.



[Student](#) • [Registration](#) • [Select a Term](#) • [Register for Classes](#)

Register for Classes

Find Classes **Enter CRNs** Plans Schedule and Options

Enter Course Reference Numbers (CRNs) to Register

Term: 2025 Fall

CRN

[+ Add Another CRN](#) [Add to Summary](#)

Schedule Schedule Details **Summary**




Class Schedule for 2025 Fall

	Sunday	Monday	Tuesday	Wednesday	Thursday	Friday	Saturday

Title

6

All the classes that match your criteria will be displayed. To include the desired class section in your 'Summary' for registration, click 'Add'.

[Student](#) • [Registration](#) • [Select a Term](#) • [Register for Classes](#)

Register for Classes

[Find Classes](#) | Enter CRNs | Plans | Schedule and Options

Search Results — 2 Classes
 Term: 2025 Fall Subject: Data Science Course Number: 636 Search Again

▶ [Redacted]	S M T W T F S	- Type: Cla	10 of 30 ... 99 of 99 ...	Online Virtual	Add
--------------	---------------	-------------	------------------------------	----------------	------------------

Page 1 of 1 | 10 Per Page | Records: 2

Schedule | Schedule Details | Summary




Class Schedule for 2025 Fall

	Sunday	Monday	Tuesday	Wednesday	Thursday	Friday	Saturday
6am							
7am							

Panels ▾ Submit

7

The class will be displayed in your 'Schedule Details' and under your 'Summary'

[Student](#) • [Registration](#) • [Select a Term](#) • [Register for Classes](#)

Register for Classes

[Find Classes](#) | Enter CRNs | Plans | Schedule and Options

Search Results — 2 Classes
 Term: 2025 Fall Subject: Data Science Course Number: 636 Search Again

▶ [Redacted] (...)	S M T W T F S	- Type: Cla	10 of 30 ... 99 of 99 ...	Online Virtual	Add
--------------------	---------------	-------------	------------------------------	----------------	------------------

Page 1 of 1 | 10 Per Page | Records: 2

Schedule | Schedule Details | Summary




Class Schedule for 2025 Fall

▼ **Data Analytics with R Program** | Data Science 636 Section 851 | **Class Begin:** 09/02/2025 | **Class End:** 12/20/2025 Pending
Message: Pending | **Hours:** 3 | **Level:** Graduate | **Campus:** Newark | **Schedule Type:** Lecture | **Grade Mode:** Normal Grading | **Waitlist Position:** 0
 09/02/2025 -- 12/20/2025 | S M T W T F S | - **Type:** Class **Location:** None **Building:** None **Room:** None
Instructor: Li, Daming (Primary)

Panels ▾ Submit

8

The class will have a status of 'Pending' until you click 'Submit.' If the registration is successful, the 'Status' will change to 'Registered' otherwise an error will display. If the course is full or closed, and the section has a waitlist, you will have the option to 'Waitlist' yourself using the dropdown menu under 'Action'.

[Student](#) • [Registration](#) • [Select a Term](#) • [Register for Classes](#)

Register for Classes

[Find Classes](#)
[Enter CRNs](#)
[Plans](#)
[Schedule and Options](#)

Search Results — 2 Classes
[Search Again](#)

Term: 2025 Fall Subject: Data Science Course Number: 636

	S	M	T	W	T	F	S	Type: Cla	10 of 30 ... 99 of 99 ...	Online Virtual	Add
▶ [REDACTED] (...)											

Page 1 of 1 10 Per Page Records: 2

[Schedule](#)
[Schedule Details](#)
[Summary](#)

Title	Details	Hours	CRN	Schedule Type	Status	Action
Data Analytics with R Program	DS 636, 851	3	92405	Lecture	Pending	**Web Registered**

Total Hours | Registered: 6 | Billing: 6 | CEU: 0 | Min: 0 | Max: 14

Panels ▼
 [Submit](#)

- 9 To drop a registered class, click the dropdown menu under 'Action.'

The screenshot shows the NJIT registration system interface. At the top, there's a red header with the NJIT logo and navigation links: Student, Registration, Select a Term, and Register. A green banner indicates "Save Successful". Below this, the "Register for Classes" section is active. The "Find Classes" tab is selected, showing search results for "Data Science" in the "2025 Fall" term. The results table lists "Data Analytics with R Program" (CRN 92405) as "Registered". The "Action" column for this class has a dropdown menu open, showing "None" as the selected option. A red circle highlights the dropdown arrow in the "Action" column. The "Summary" tab is also visible, showing the class details and a "Submit" button.

Title	Details	Hours	CRN	Schedule Type	Status	Action
Data Analytics with R Program	DS 636, 851	3	92405	Lecture	Registered	None

- 10 Click "Drop/Delete (Web)". Then click 'Submit'. The 'Status' will change from 'Registered' to 'Deleted'.

This screenshot shows the same NJIT registration system interface as the previous one, but with the "Drop/Delete (Web)" option selected in the "Action" dropdown menu for the "Data Analytics with R Program" class. The status remains "Registered". The "Submit" button is visible at the bottom right. The "Summary" tab is still active, showing the class details and the "Submit" button.

Title	Details	Hours	CRN	Schedule Type	Status	Action
Data Analytics with R Program	DS 636, 851	3	92405	Lecture	Registered	Drop/Delete (Web)

11 If you need additional assistance, please contact your academic advisor.